

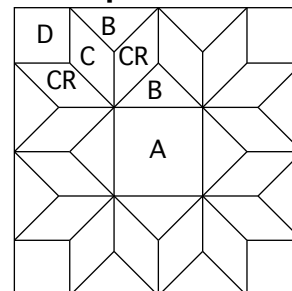
AUNT SUKEY'S CHOICE

A **BLOCKaWEEK** pattern from jinnybeyer.com



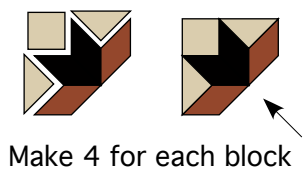
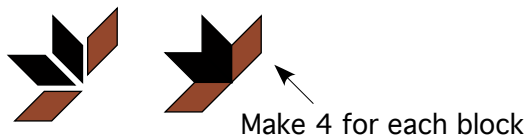
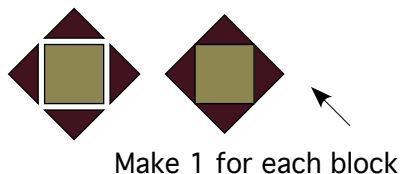
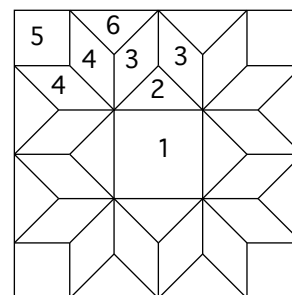


The Romance of the Patchwork Quilt in America, Hall and Kretsinger, 1935

Template Guide



Fabric Placement



The fabrics used in this block are from the Jinny Beyer Palette Fabric Collection and other Jinny Beyer prints. Exact duplication of the block will depend on the availability of the prints. The design of the pattern shown here is a 10" block. Different fabric placement will occur when making the block in one of the other two sizes.

Block 0135



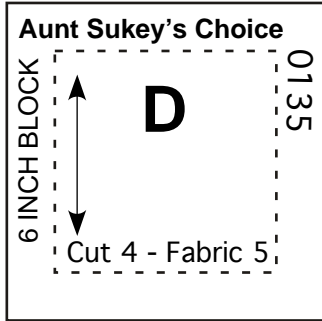
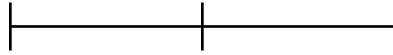
JINNY BEYER STUDIO 776 Walker Rd. GREAT FALLS, VA 22066
703-759-0250 FAX 703-759-0739 TOLL FREE: 866-760-7373 www.jinnybeyer.com

©Jinny Beyer, 2006

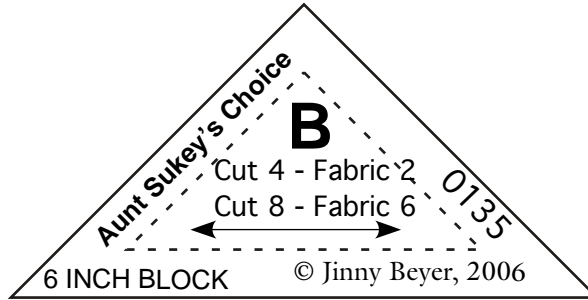
Aunt Sukey's Choice

A **BLOCKaWEEK** pattern from jinybeyer.com

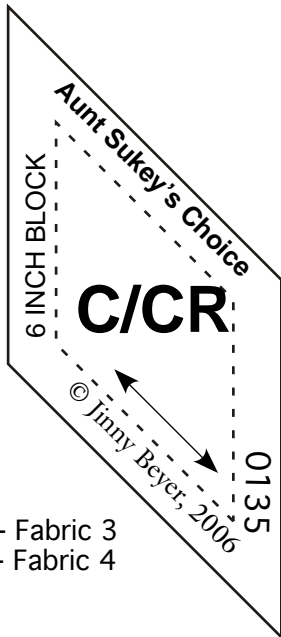
As drawn, templates should be placed on the right side of the fabric. After printing, check to make sure that the following line is two inches long.



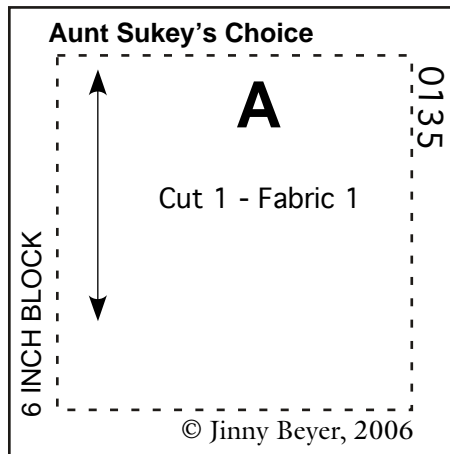
© Jinny Beyer, 2006



© Jinny Beyer, 2006



Cut 8 - Fabric 3
 Cut 8 - Fabric 4



© Jinny Beyer, 2006



JINNY BEYER STUDIO 776 Walker Rd. GREAT FALLS, VA 22066

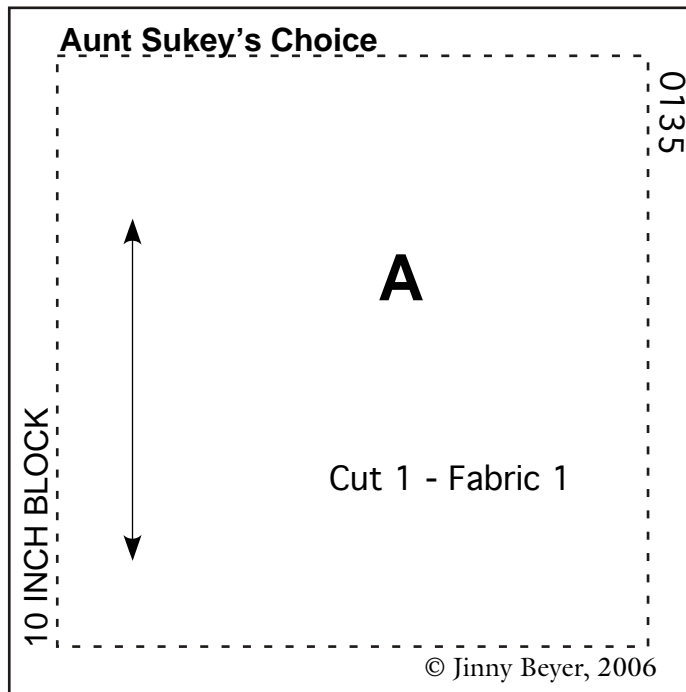
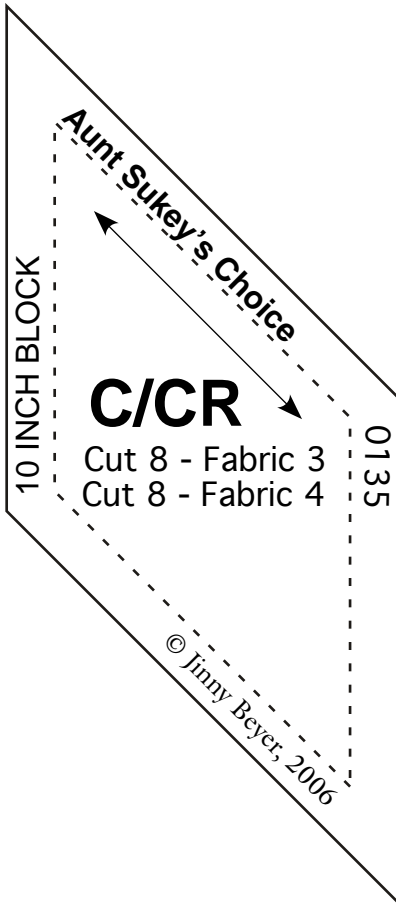
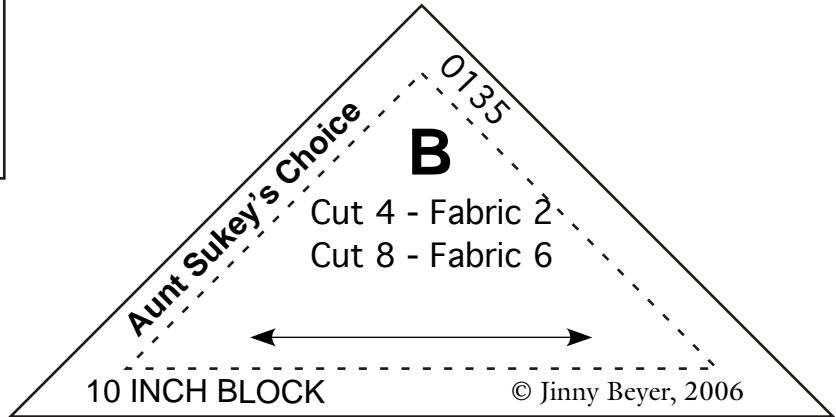
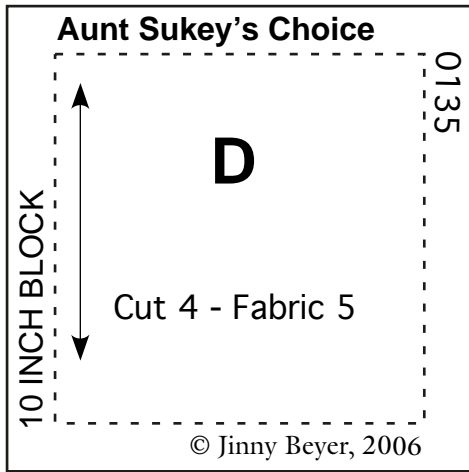
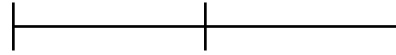
703-759-0250 FAX 703-759-0739 TOLL FREE: 866-760-7373

www.jinybeyer.com

Aunt Sukey's Choice

A **BLOCKaWEEK** pattern from jinybeyer.com

As drawn, templates should be placed on the right side of the fabric. After printing, check to make sure that the following line is two inches long.



Aunt Sukey's Choice

A **BLOCKaWEEK** pattern from jinybeyer.com

As drawn, templates should be placed on the right side of the fabric. After printing, check to make sure that the following line is two inches long.

