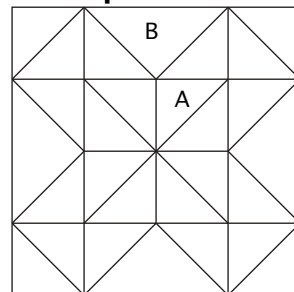


Star Puzzle

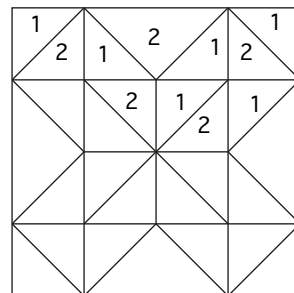
A **BLOCKaWEEK** pattern from jinyybeyer.com





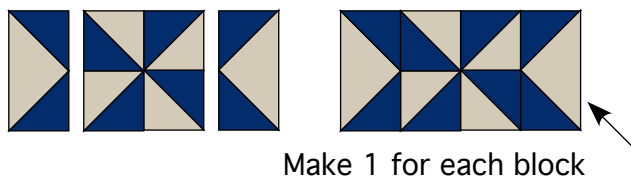
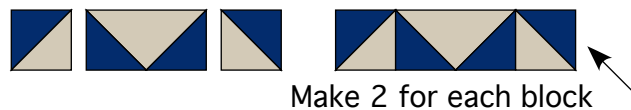
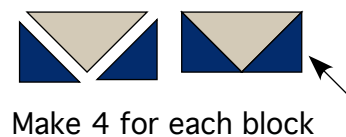
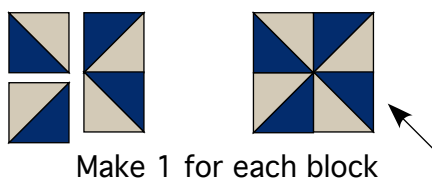

Template Guide



Fabric Placement



Star Puzzle, Ladies Art Company, 1897 For more information on this block see *The Quilters' Album of Patchwork Patterns* by Jinny Beyer, published by Breckling Press, September, 2009.

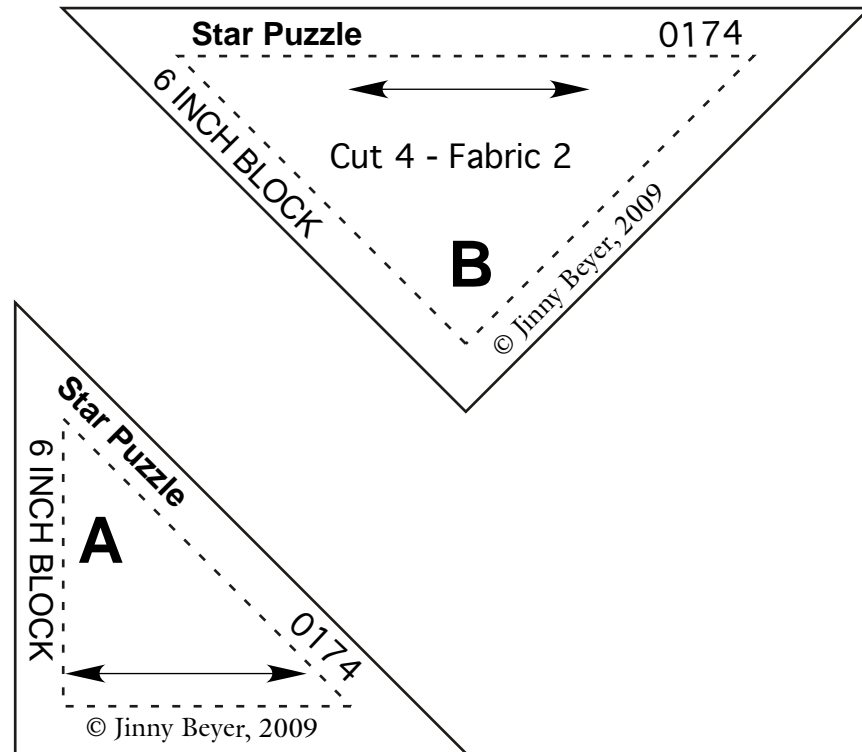


The fabrics used in this block are from the Jinny Beyer Palette Fabric Collection and other Jinny Beyer prints. Exact duplication of the block will depend on the availability of the prints. The design of the pattern shown here is a 10" block. Different fabric placement will occur when making the block in one of the other two sizes.

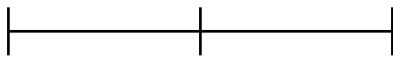


Star Puzzle

A **BLOCKaWEEK** pattern from jinnybeyer.com



Cut 16 - Fabric 1
Cut 8 - Fabric 2

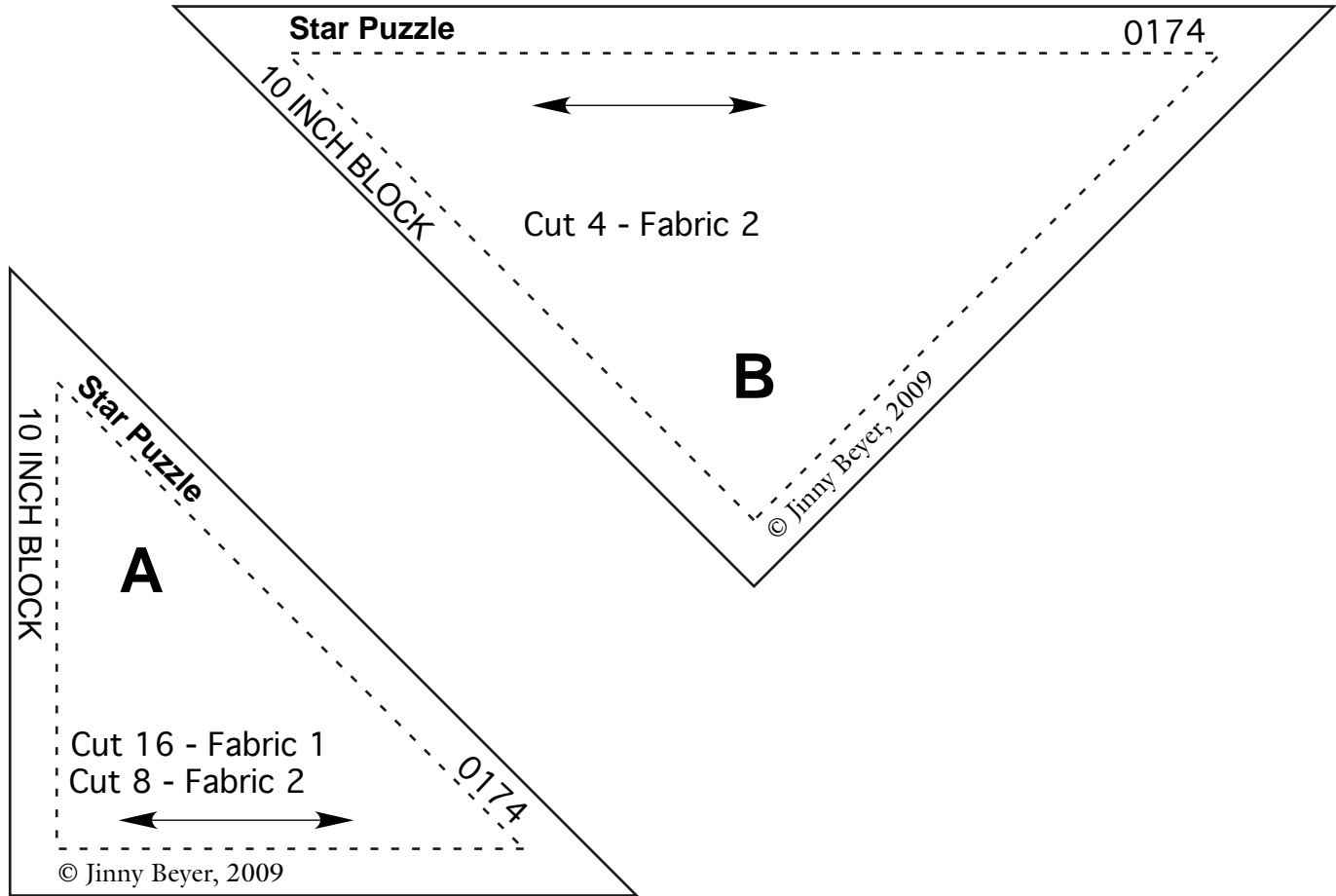


As drawn, templates should be placed on the right side of the fabric. After printing, check to make sure that the following line is two inches long.



Star Puzzle

A **BLOCKaWEEK** pattern from jinnybeyer.com



As drawn, templates should be placed on the right side of the fabric. After printing, check to make sure that the following line is two inches long.



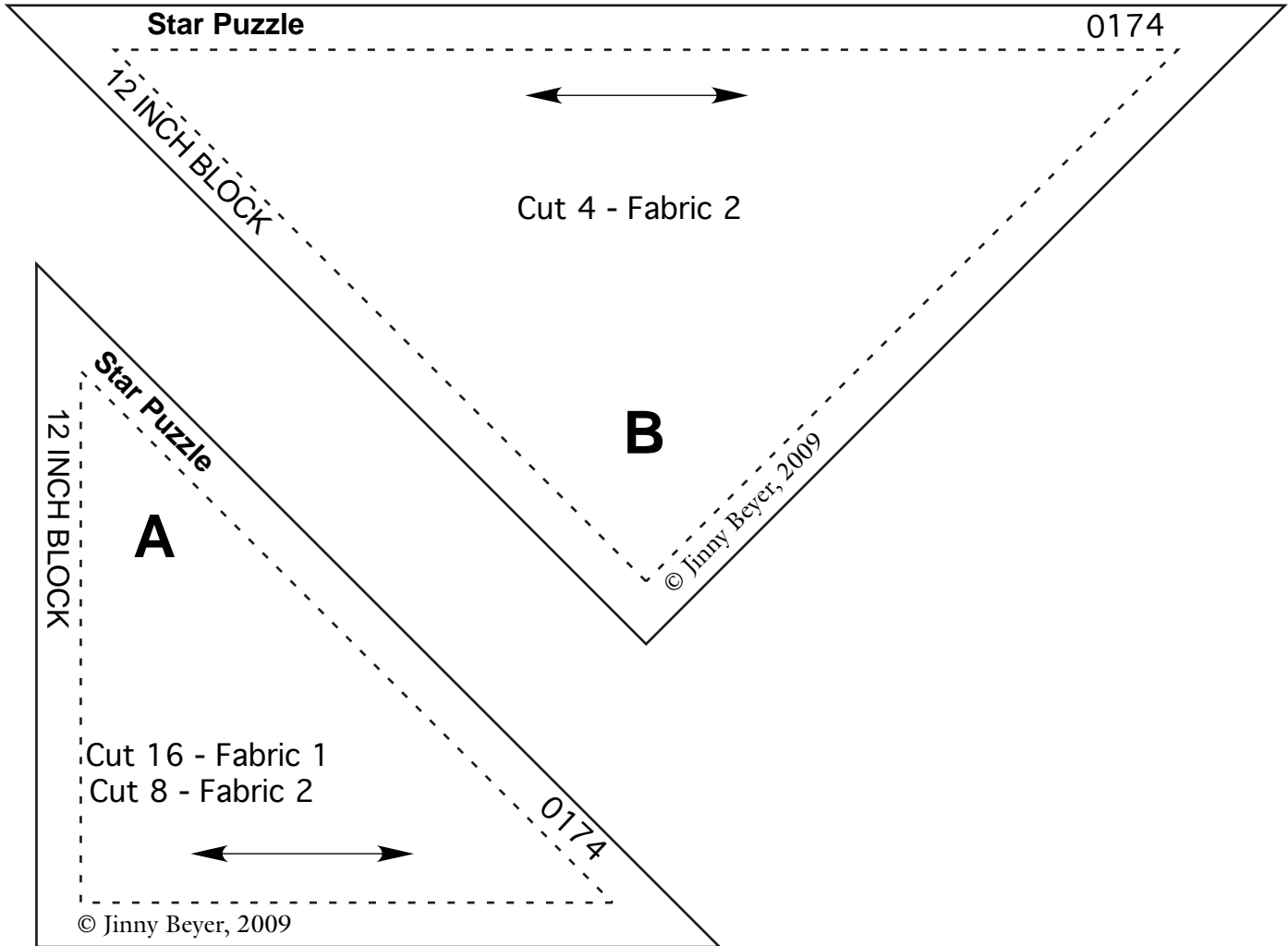
JINNY BEYER STUDIO 776 Walker Rd. GREAT FALLS, VA 22066

703-759-0250 FAX 703-759-0739 TOLL FREE: 866-759-7373

www.jinnybeyer.com

Star Puzzle

A **BLOCKaWEEK** pattern from jinnybeyer.com



As drawn, templates should be placed on the right side of the fabric. After printing, check to make sure that the following line is two inches long.



JINNY BEYER STUDIO 776 Walker Rd. GREAT FALLS, VA 22066

703-759-0250 FAX 703-759-0739 TOLL FREE: 866-759-7373

www.jinnybeyer.com