
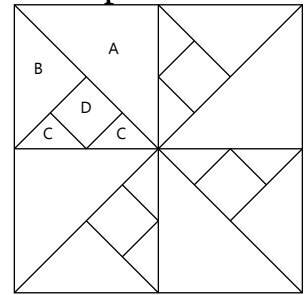


# Delft Mill

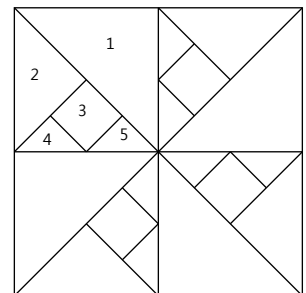
A Quilter's Design Board pattern from [jinnybeyer.com](http://jinnybeyer.com)





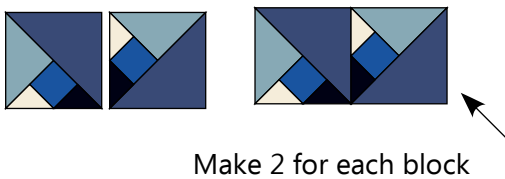

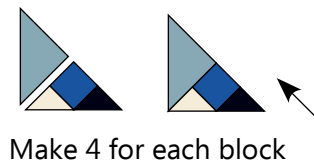
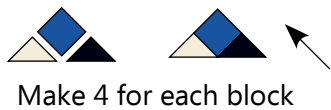
## Template Guide



## Fabric Placement



Delft Mill, Nancy Cabot, 1937. For more information on this block see *The Quilter's Album of Patchwork Patterns* by Jinny Beyer, published by Breckling Press, September, 2009.



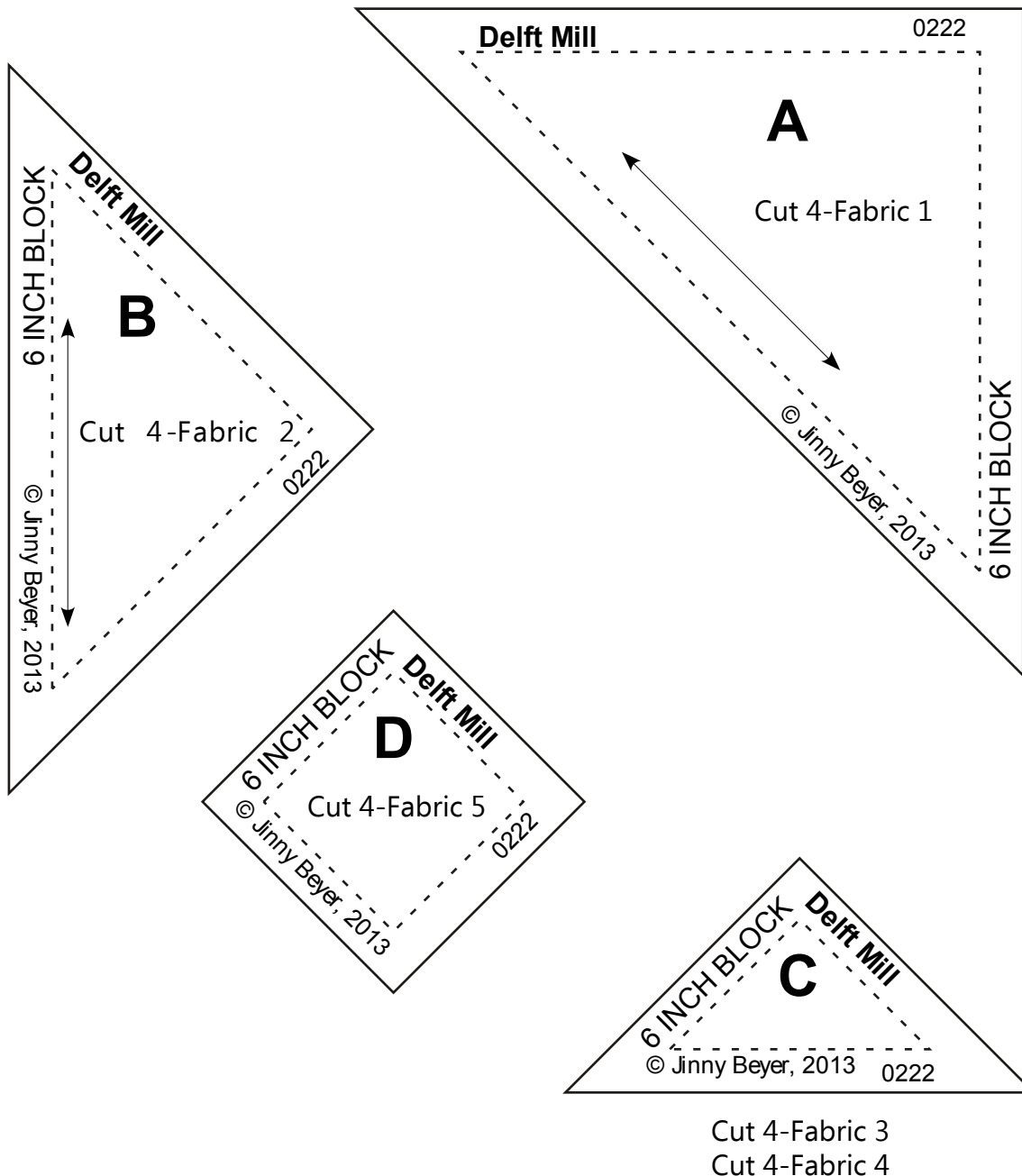
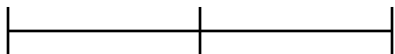
0222

The fabrics used in this block are from the Jinny Beyer Palette Fabric Collection and other Jinny Beyer prints. Exact duplication of the block will depend on the availability of the prints. The design of the pattern shown here is a 10" block. Different fabric placement will occur when making the block in one of the other two sizes.

# Delft Mill

A Quilter's Design Board pattern from  
[jinnybeyer.com](http://jinnybeyer.com)

As drawn, templates should be placed on the right side of the fabric. After printing, check to make sure that the following line is two inches long.



**JINNY BEYER STUDIO**

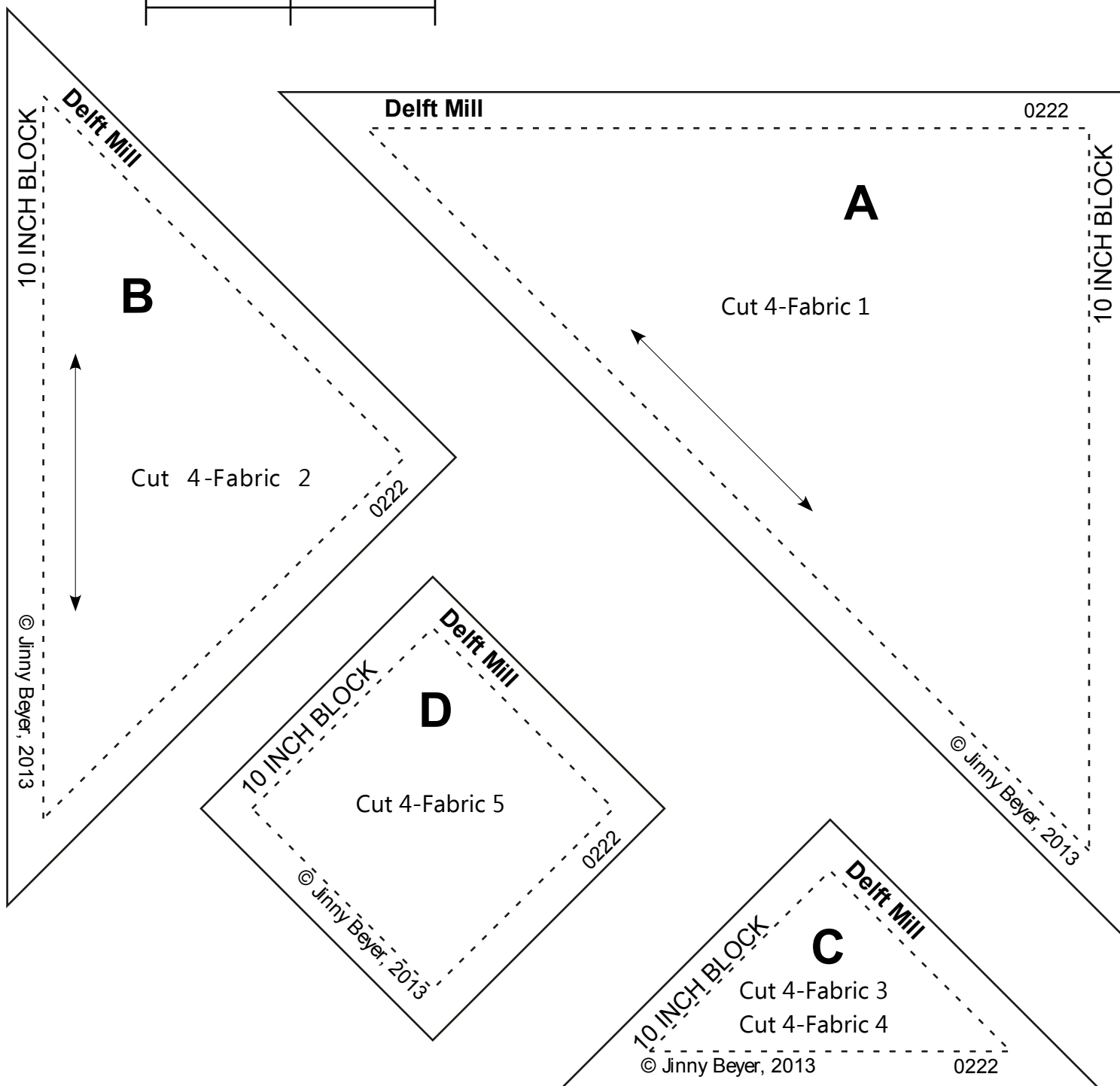
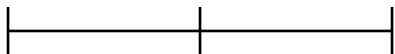
776F Walker Road • Great Falls, VA 22066

[www.jinnybeyer.com](http://www.jinnybeyer.com) • 866.759.7373

# Delft Mill

A Quilter's Design Board pattern from  
[jinnybeyer.com](http://jinnybeyer.com)

As drawn, templates should be placed on the right side of the fabric. After printing, check to make sure that the following line is two inches long.



**JINNY BEYER STUDIO**

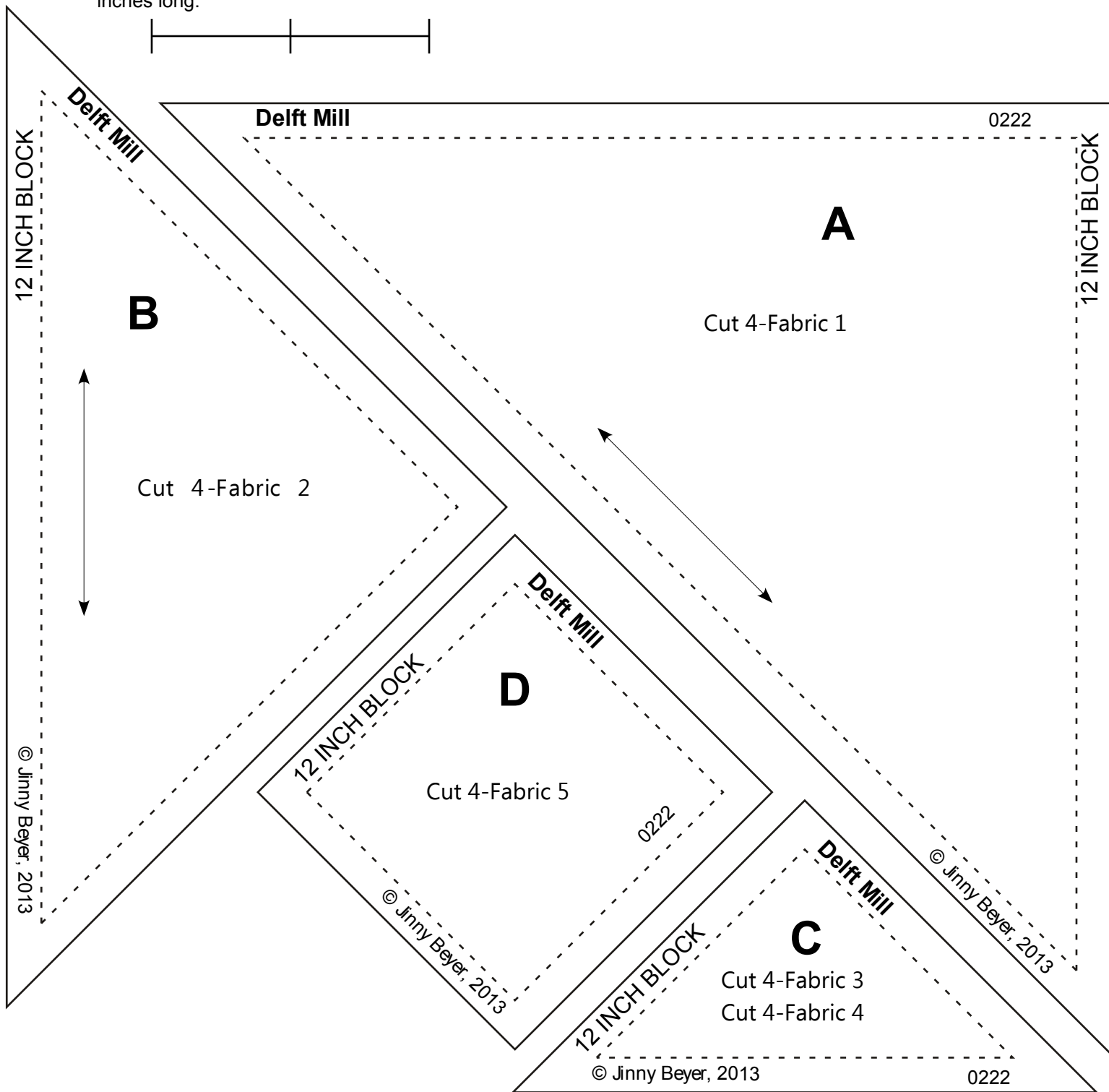
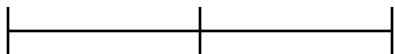
776F Walker Road • Great Falls, VA 22066

[www.jinnybeyer.com](http://www.jinnybeyer.com) • 866.759.7373

# Delft Mill

A Quilter's Design Board pattern from  
[jinnybeyer.com](http://jinnybeyer.com)

As drawn, templates should be placed on the right side of the fabric. After printing, check to make sure that the following line is two inches long.



**JINNY BEYER STUDIO**

776F Walker Road • Great Falls, VA 22066

www.jinnybeyer.com • 866.759.7373