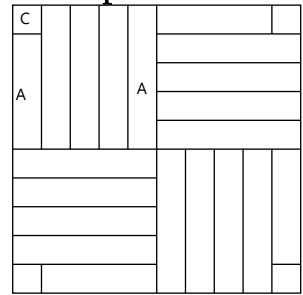


California

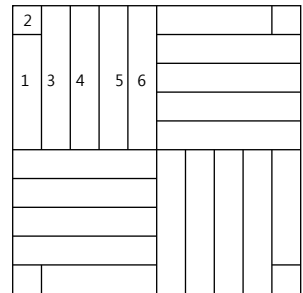
A Quilter's Design Board pattern from jinnybeyer.com




Template Guide



Fabric Placement



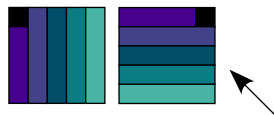
California, Nancy Page, 1935. For more information on this block see *The Quilter's Album of Patchwork Patterns* by Jinny Beyer, published by Breckling Press, September, 2009.





Make 4 for each block



Make 4 for each block



Make 2 for each block



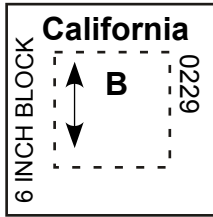
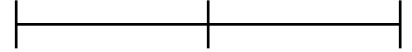
0229

The fabrics used in this block are from the Jinny Beyer Palette Fabric Collection and other Jinny Beyer prints. Exact duplication of the block will depend on the availability of the prints. The design of the pattern shown here is a 10" block. Different fabric placement will occur when making the block in one of the other two sizes.

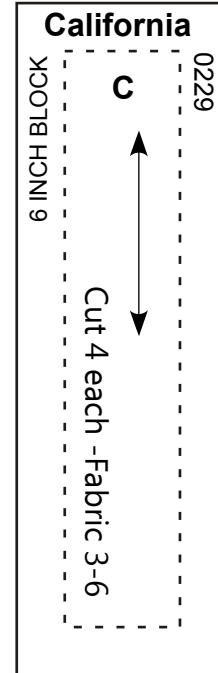
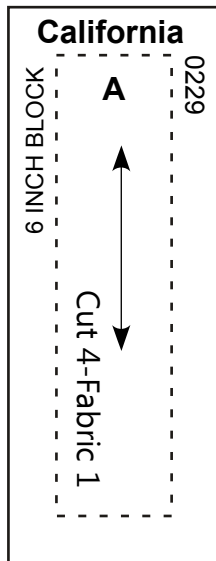
California

A Quilter's Design Board pattern from
jinnybeyer.com

As drawn, templates should be placed on the right side of the fabric. After printing, check to make sure that the following line is two inches long.



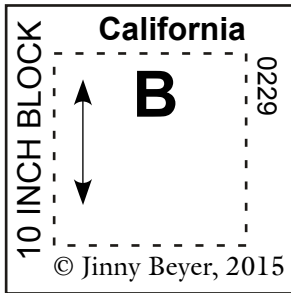
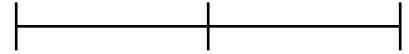
Cut 4-Fabric 2



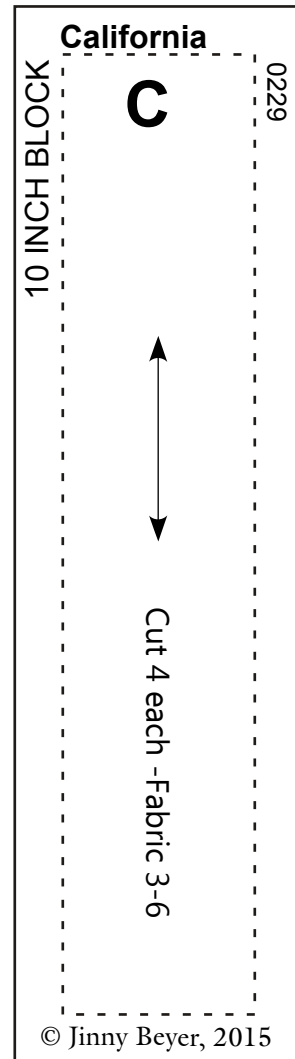
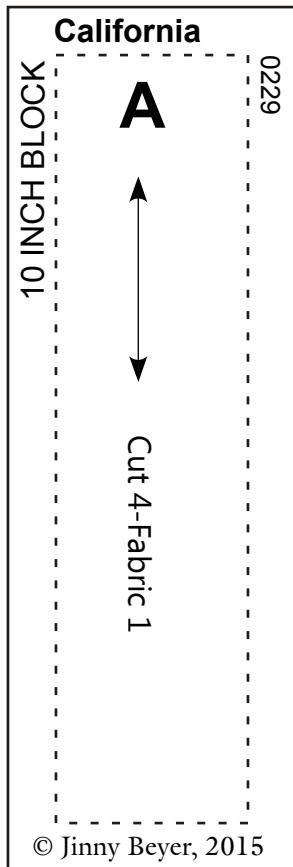
California

A Quilter's Design Board pattern from
jinnybeyer.com

As drawn, templates should be placed on the right side of the fabric. After printing, check to make sure that the following line is two inches long.



Cut 4-Fabric 2



California

A Quilter's Design Board pattern from
jinnybeyer.com

As drawn, templates should be placed on the right side of the fabric. After printing, check to make sure that the following line is two inches long.

