

BEAR'S FOOT

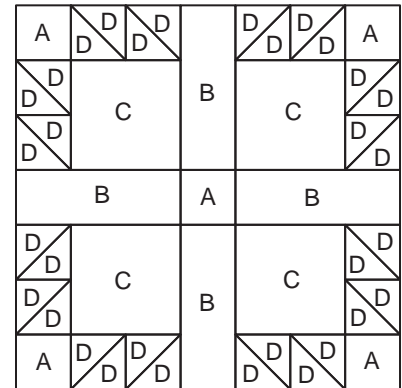
Block 0030

A BLOCKaWEEK pattern from jinnybeyer.com

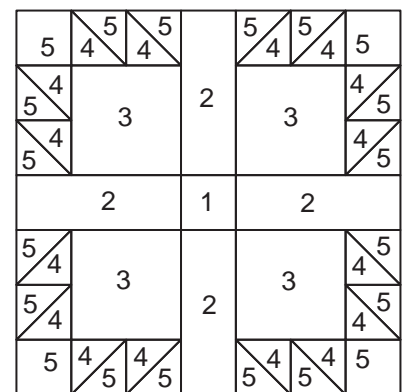


Ladies' Art Company Catalog, 1898

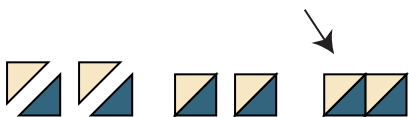
Template Guide






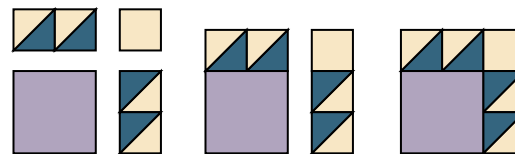
Fabric Placement



Make 8 for each block



Make 4 for each block



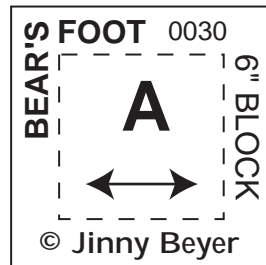
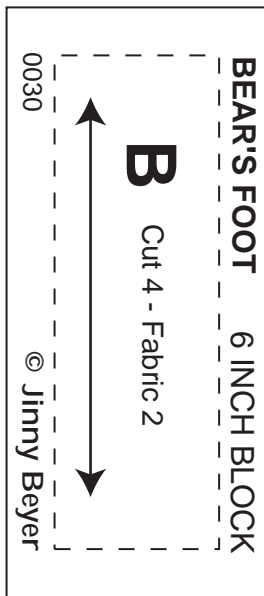
The fabrics used in this block are from the Jinny Beyer Palette Fabric Collection and other Jinny Beyer prints. Exact duplication of the block will depend on the availability of the prints. The design of the pattern shown here is a 10" block. Different fabric placement will occur when making the block in one of the other two sizes.



BEAR'S FOOT

A BLOCKaWEEK pattern from www.jinnybeyer.com

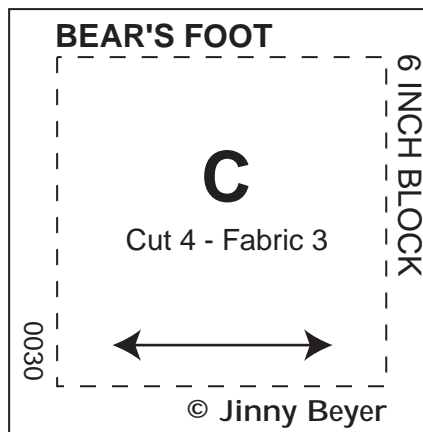
Templates - 6" BLOCK



A -

Cut 1 - Fabric 1

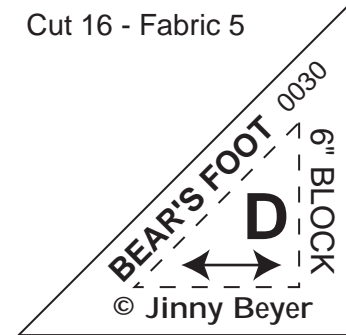
Cut 4 - Fabric 5




D -

Cut 16 - Fabric 4

Cut 16 - Fabric 5



As drawn, templates should be placed on the right side of the fabric. After printing, check to make sure that the following line is two inches long.



JINNY BEYER STUDIO

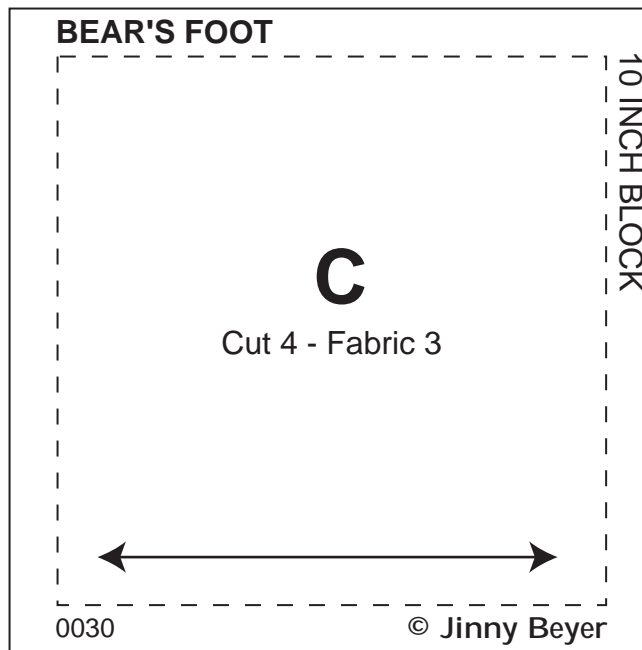
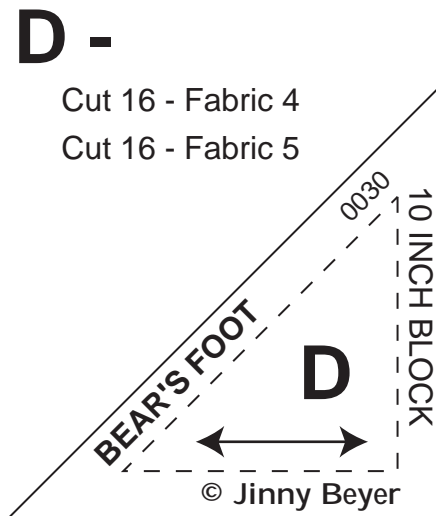
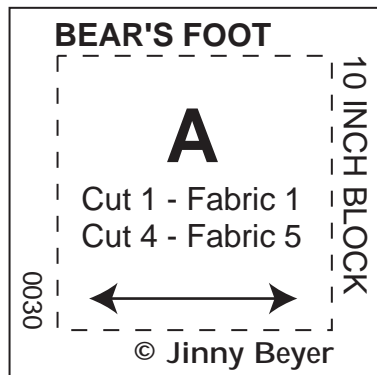
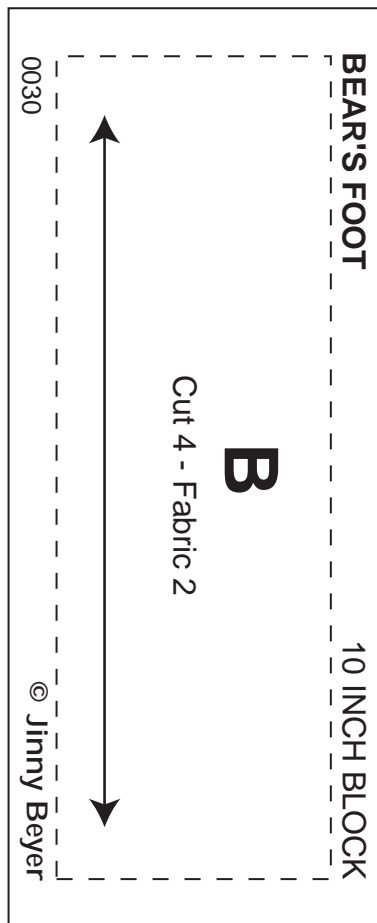
776-F Walker Road, Great Falls, VA 22066

703-759-0250 FAX 703-759-0739 TOLL FREE 866-759-7373 www.jinnybeyer.com

BEAR'S FOOT

A BLOCKaWEEK pattern from www.jinnybeyer.com

Templates - 10" BLOCK



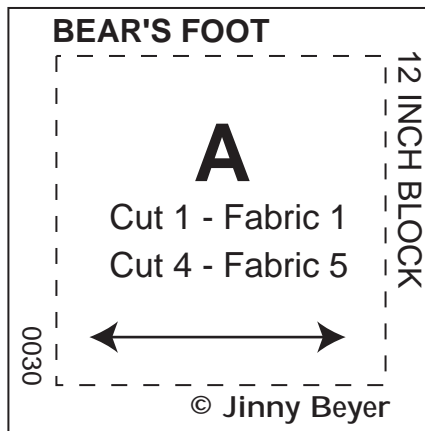
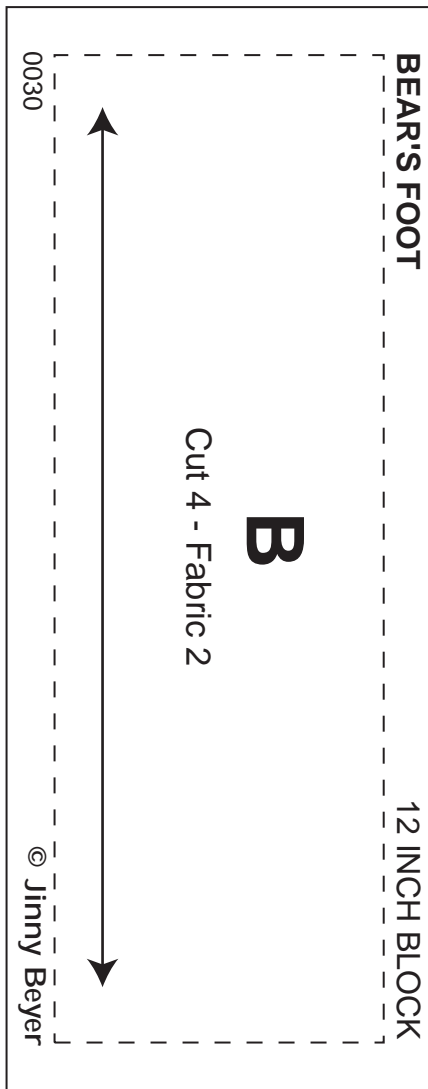
As drawn, templates should be placed on the right side of the fabric. After printing, check to make sure that the following line is two inches long.



BEAR'S FOOT

A BLOCKaWEEK pattern from www.jinnybeyer.com

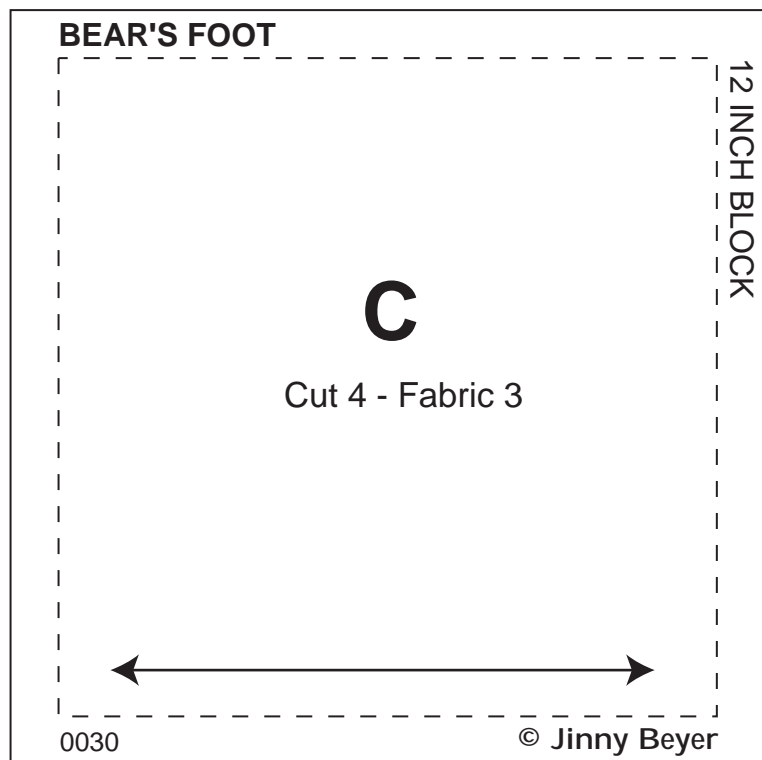
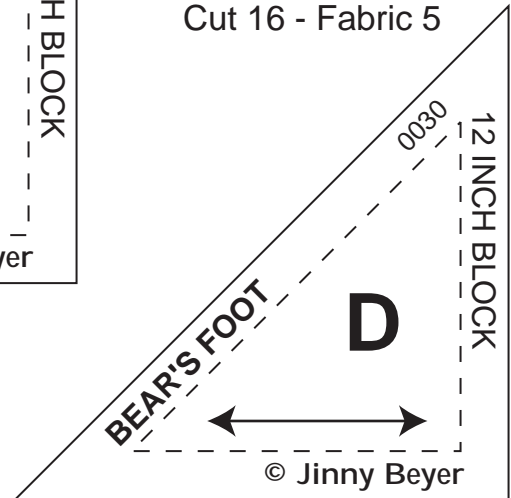
Templates - 12" BLOCK



D -

Cut 16 - Fabric 4

Cut 16 - Fabric 5



As drawn, templates should be placed on the right side of the fabric. After printing, check to make sure that the following line is two inches long.



JINNY BEYER STUDIO

776-F Walker Road, Great Falls, VA 22066

703-759-0250 FAX 703-759-0739 TOLL FREE 866-759-7373

www.jinnybeyer.com