

# Hen and Chickens

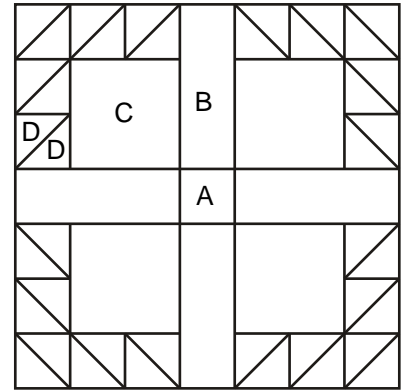
Block 0032

A **BLOCKaWEEK** pattern from [jinnybeyer.com](http://jinnybeyer.com)


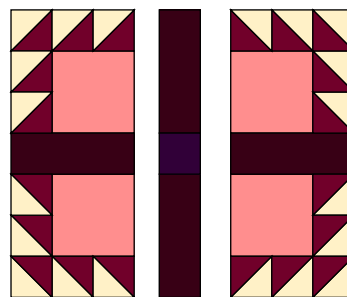
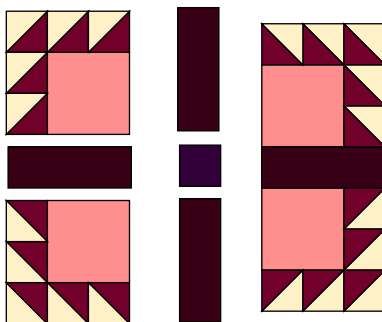
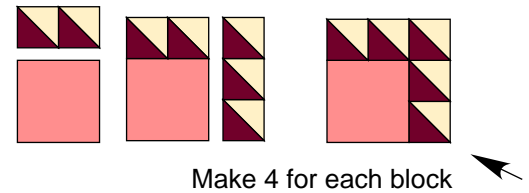
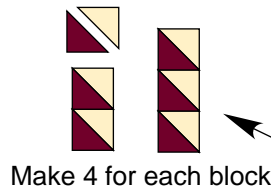
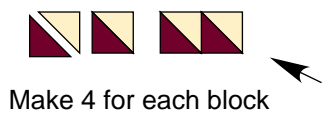
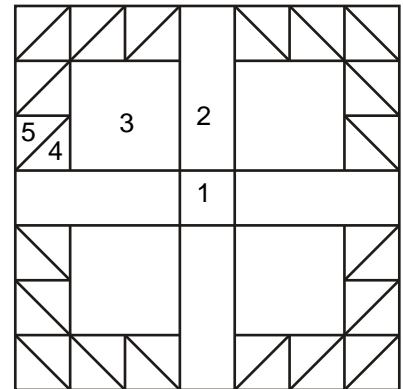


Ladies' Art company Catalog, 1898

## Template Guide



## Fabric Placement



The fabrics used in this block are from the Jinny Beyer Palette Fabric Collection and other Jinny Beyer prints. Exact duplication of the block will depend on the availability of the prints. The design of the pattern shown here is a 10" block. Different fabric placement will occur when making the block in one of the other two sizes.



**JINNY BEYER STUDIO** 776 Walker Rd. GREAT FALLS, VA 22066

703-759-0250 FAX 703-759-0739 TOLL FREE: 866-760-7373

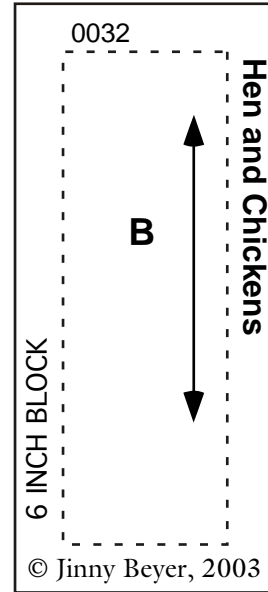
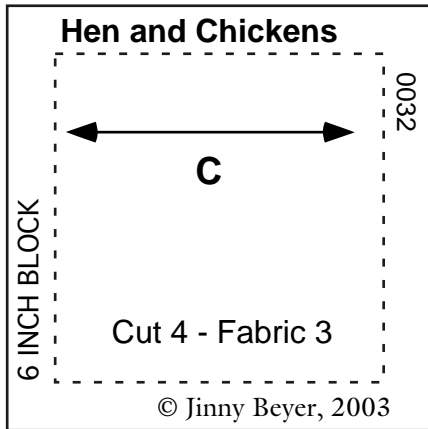
[www.jinnybeyer.com](http://www.jinnybeyer.com)

© Jinny Beyer, 2003

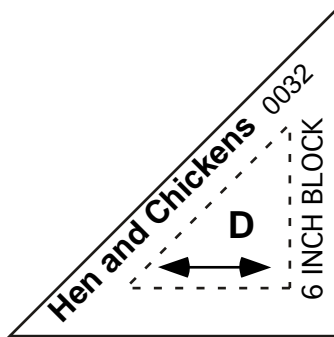
# Hen and Chickens

A **BLOCKaWEEK** pattern from [jinybeyer.com](http://jinybeyer.com)

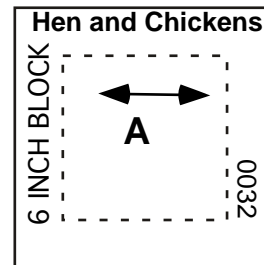
As drawn, templates should be placed on the right side of the fabric.  
After printing, check to make sure that the following line is two inches long.



Cut 4 - Fabric 2



Cut 20 - Fabric 4  
Cut 20 - Fabric 5



Cut 1 - Fabric 1



**JINNY BEYER STUDIO** 776 Walker Rd. GREAT FALLS, VA 22066


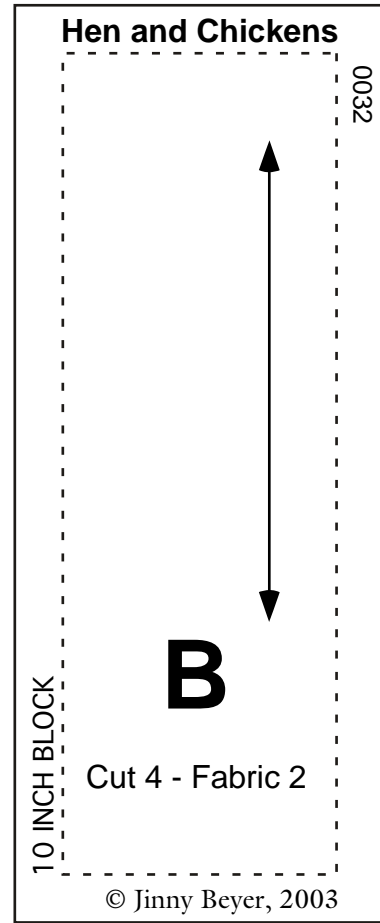
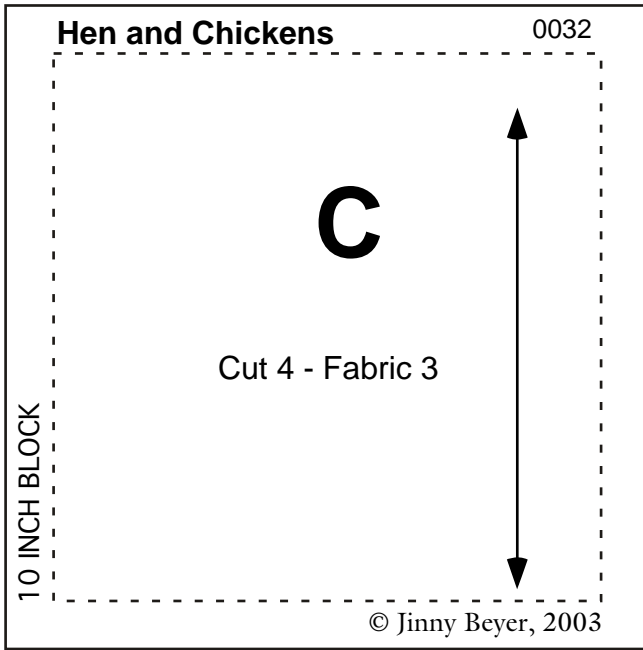
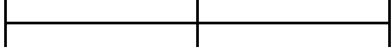
703-759-0250 FAX 703-759-0739 TOLL FREE: 866-760-7373

[www.jinybeyer.com](http://www.jinybeyer.com)

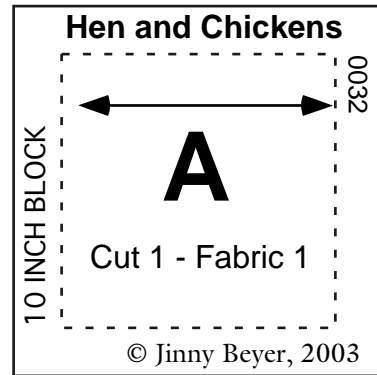
# Hen and Chickens

A **BLOCKaWEEK** pattern from [jinnybeyer.com](http://jinnybeyer.com)

As drawn, templates should be placed on the right side of the fabric.  
After printing, check to make sure that the following line is two inches long.



Cut 20 - Fabric 4  
Cut 20 - Fabric 5



# Hen and Chickens

A **BLOCKaWEEK** pattern from [jinnybeyer.com](http://jinnybeyer.com)

As drawn, templates should be placed on the right side of the fabric.  
After printing, check to make sure that the following line is two inches long.

