

Unknown Star

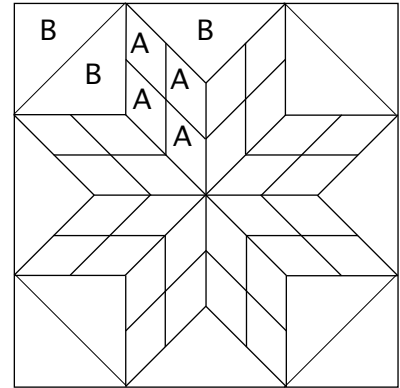
A **BLOCKaWEEK** pattern from jinyybeyer.com



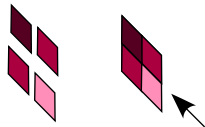
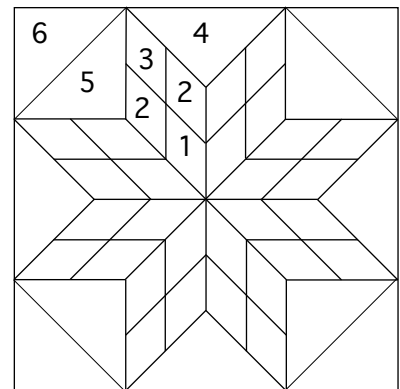
Unknown Star, Quilting, 1934

* **Note:** Original Pattern does not have the corner triangles. We have added them for a more interesting design.


Template Guide




Fabric Placement



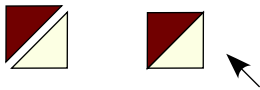
Make eight for each block





Make two for each block



Make one for each block



Make eight for each block



The fabrics used in this block are from the Jinny Beyer Palette Fabric Collection and other Jinny Beyer prints. Exact duplication of the block will depend on the availability of the prints. The design of the pattern shown here is a 10" block. Different fabric placement will occur when making the block in one of the other two sizes.

Block 0057



JINNY BEYER STUDIO 776 Walker Rd. GREAT FALLS, VA 22066
703-759-0250 FAX 703-759-0739 TOLL FREE: 866-760-7373 www.jinyybeyer.com

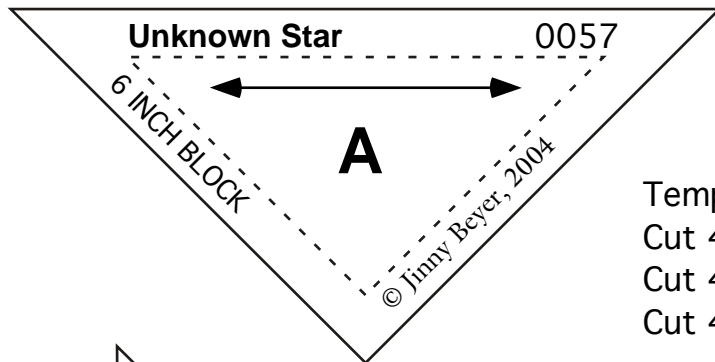
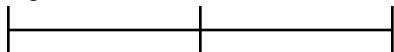
©Jinny Beyer, 2003

Unknown Star

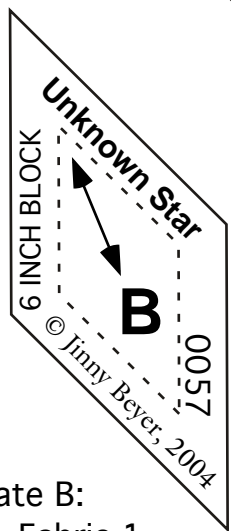
A **BLOCKaWEEK** pattern from jinnybeyer.com

Templates - 6 INCH BLOCK

As drawn, templates should be placed on the right side of the fabric.
After printing, check to make sure that the following line is two inches long.



Template A:
Cut 4 - Fabric 4
Cut 4 - Fabric 5
Cut 4 - Fabric 6



Template B:
Cut 8 - Fabric 1
Cut 16 - Fabric 2
Cut 8 - Fabric 3

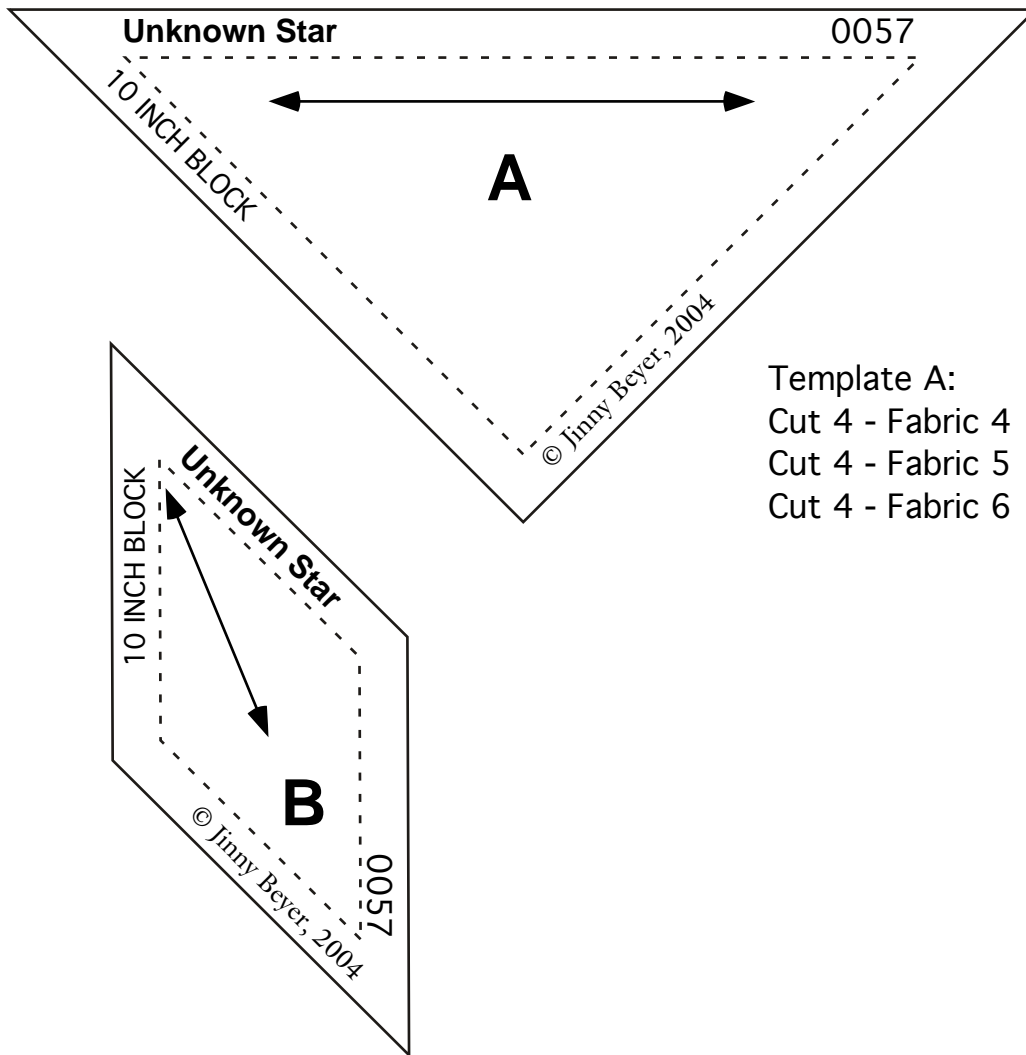
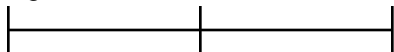


Unknown Star

A **BLOCKaWEEK** pattern from jinnybeyer.com

Templates -10 INCH BLOCK

As drawn, templates should be placed on the right side of the fabric.
After printing, check to make sure that the following line is two inches long.



Template A:

Cut 4 - Fabric 4

Cut 4 - Fabric 5

Cut 4 - Fabric 6

Template B:

Cut 8 - Fabric 1

Cut 16 - Fabric 2

Cut 8 - Fabric 3

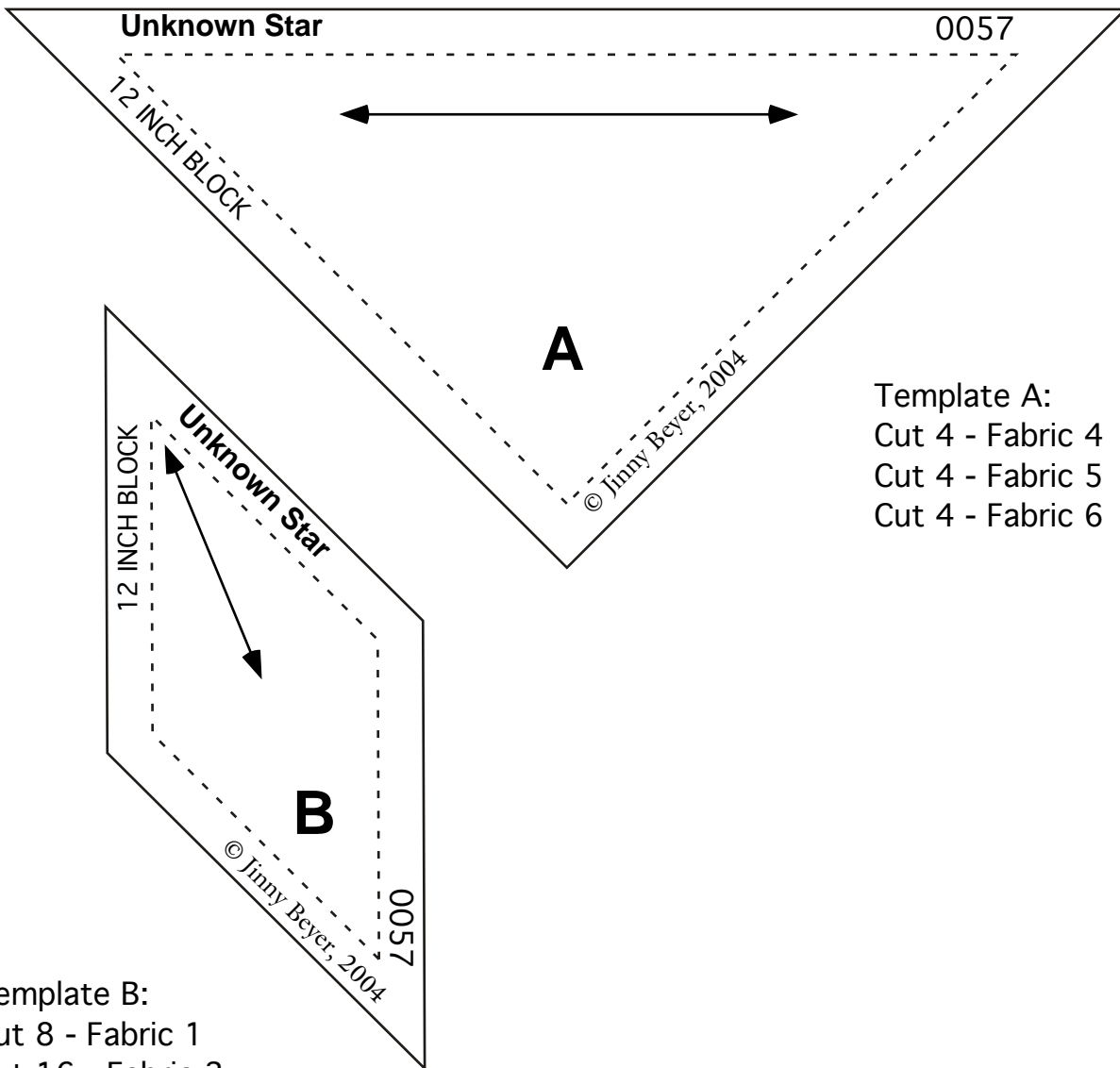


Unknown Star

A **BLOCKaWEEK** pattern from jinnybeyer.com

Templates -12 INCH BLOCK

As drawn, templates should be placed on the right side of the fabric.
After printing, check to make sure that the following line is two inches long.



Template A:
 Cut 4 - Fabric 4
 Cut 4 - Fabric 5
 Cut 4 - Fabric 6

Template B:
 Cut 8 - Fabric 1
 Cut 16 - Fabric 2
 Cut 8 - Fabric 3

