


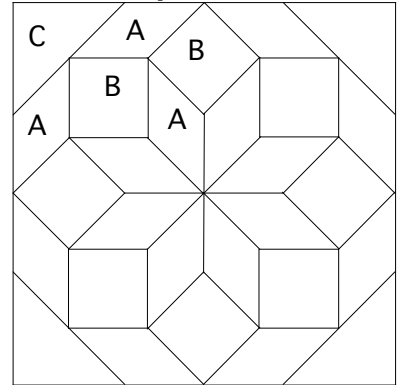
Rolling Star

A **BLOCKaWEEK** pattern from jinyybeyer.com

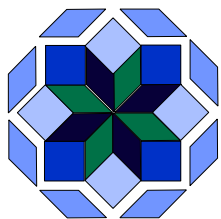
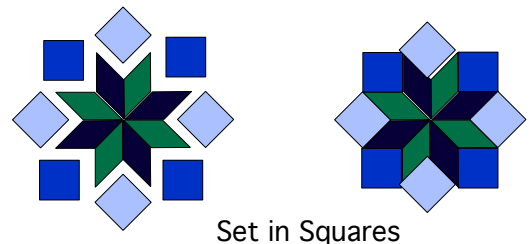

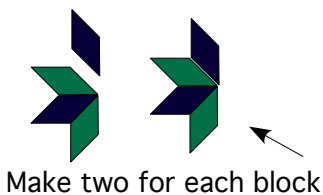
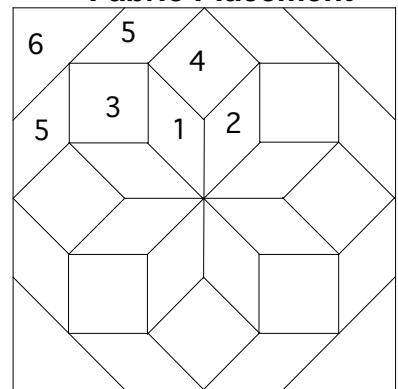


Rolling Star, Ladies' Art Company, 1898

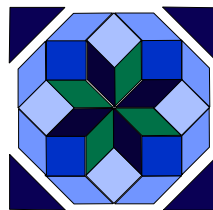
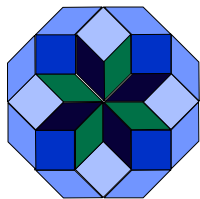
Template Guide




Fabric Placement



Add Diamonds



Add Corners



The fabrics used in this block are from the Jinny Beyer Palette Fabric Collection and other Jinny Beyer prints. Exact duplication of the block will depend on the availability of the prints. The design of the pattern shown here is a 10" block. Different fabric placement will occur when making the block in one of the other two sizes.

Block 0059



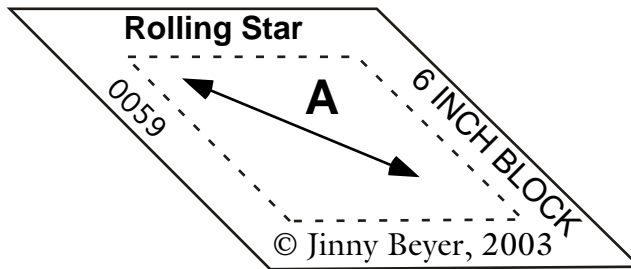
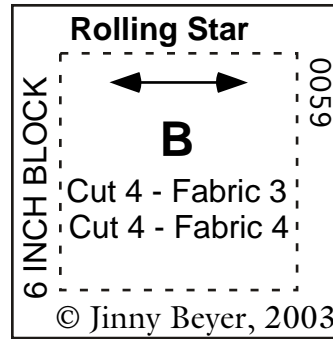
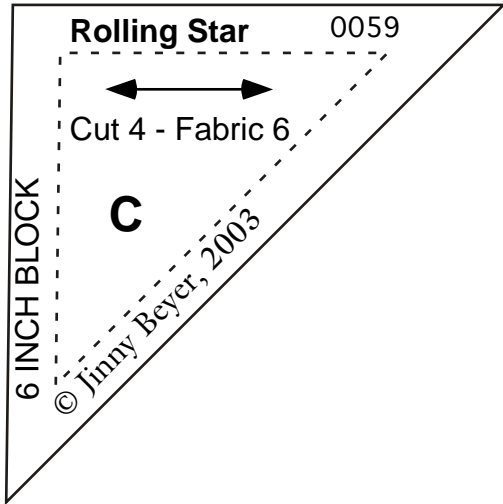
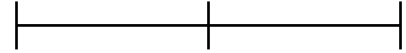
JINNY BEYER STUDIO 776 Walker Rd. GREAT FALLS, VA 22066
703-759-0250 FAX 703-759-0739 TOLL FREE: 866-760-7373 www.jinyybeyer.com

©Jinny Beyer, 2004

Rolling Pointed Star

A **BLOCKaWEEK** pattern from jinybeyer.com

As drawn, templates should be placed on the right side of the fabric.
After printing, check to make sure that the following line is two inches long.



- Cut 4 - Fabric 1
- Cut 4 - Fabric 2
- Cut 8 - Fabric 5



JINNY BEYER STUDIO 776 Walker Rd. GREAT FALLS, VA 22066

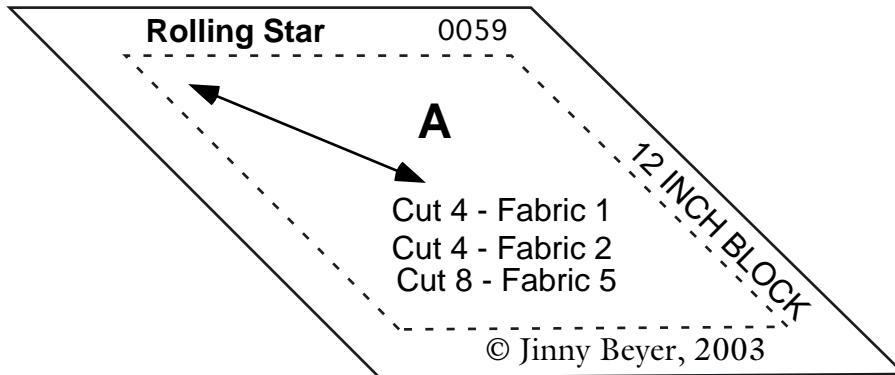
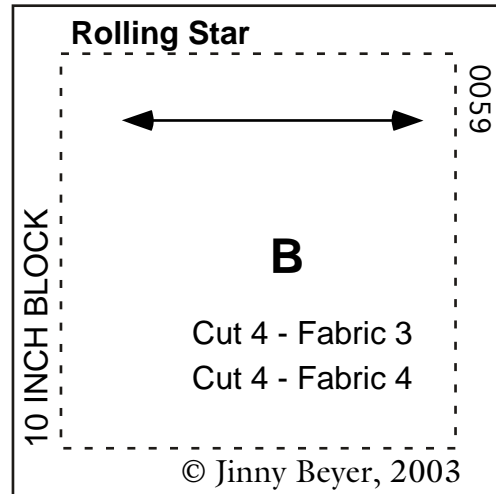
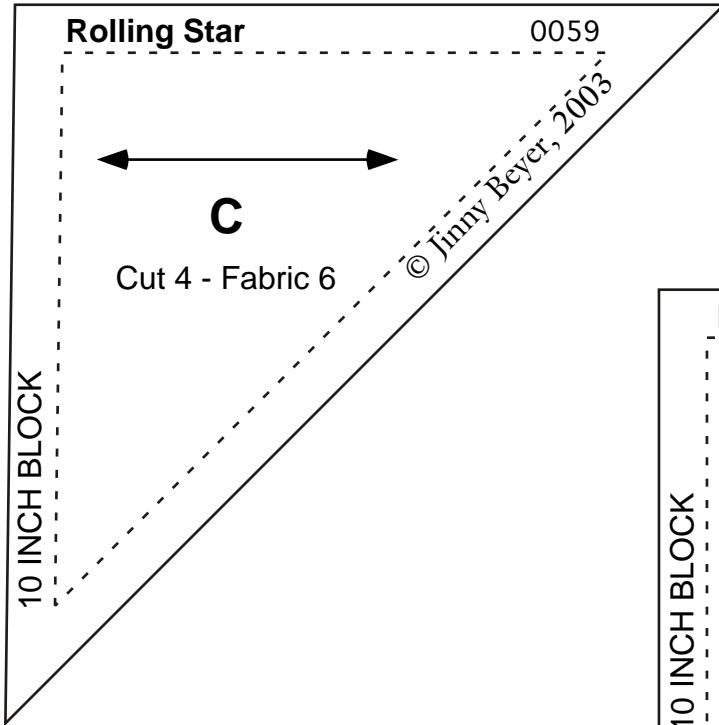
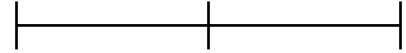
703-759-0250 FAX 703-759-0739 TOLL FREE: 866-760-7373

www.jinybeyer.com

Rolling Pointed Star

A **BLOCKaWEEK** pattern from jinyybeyer.com

As drawn, templates should be placed on the right side of the fabric.
After printing, check to make sure that the following line is two inches long.



Rolling Pointed Star

A **BLOCKaWEEK** pattern from jinybeyer.com

As drawn, templates should be placed on the right side of the fabric.
After printing, check to make sure that the following line is two inches long.

