

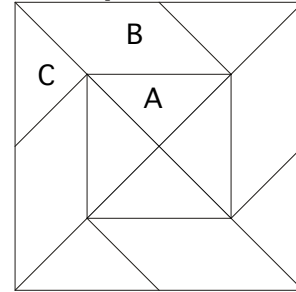
Contrary Husband

A **BLOCKaWEEK** pattern from jinybeyer.com

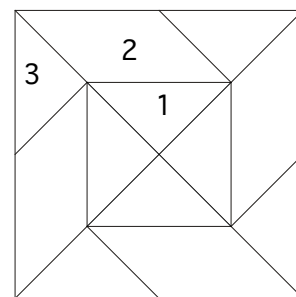


Contrary Husband, Kansas City Star, 1938

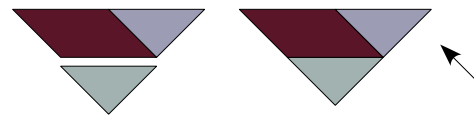
Template Guide




Fabric Placement



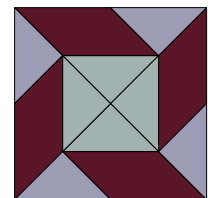

Make 4 for each block



Make 4 for each block



Make 2 for each block



The fabrics used in this block are from the Jinny Beyer Palette Fabric Collection and other Jinny Beyer prints. Exact duplication of the block will depend on the availability of the prints. The design of the pattern shown here is a 10" block. Different fabric placement will occur when making the block in one of the other two sizes.

Block 0087



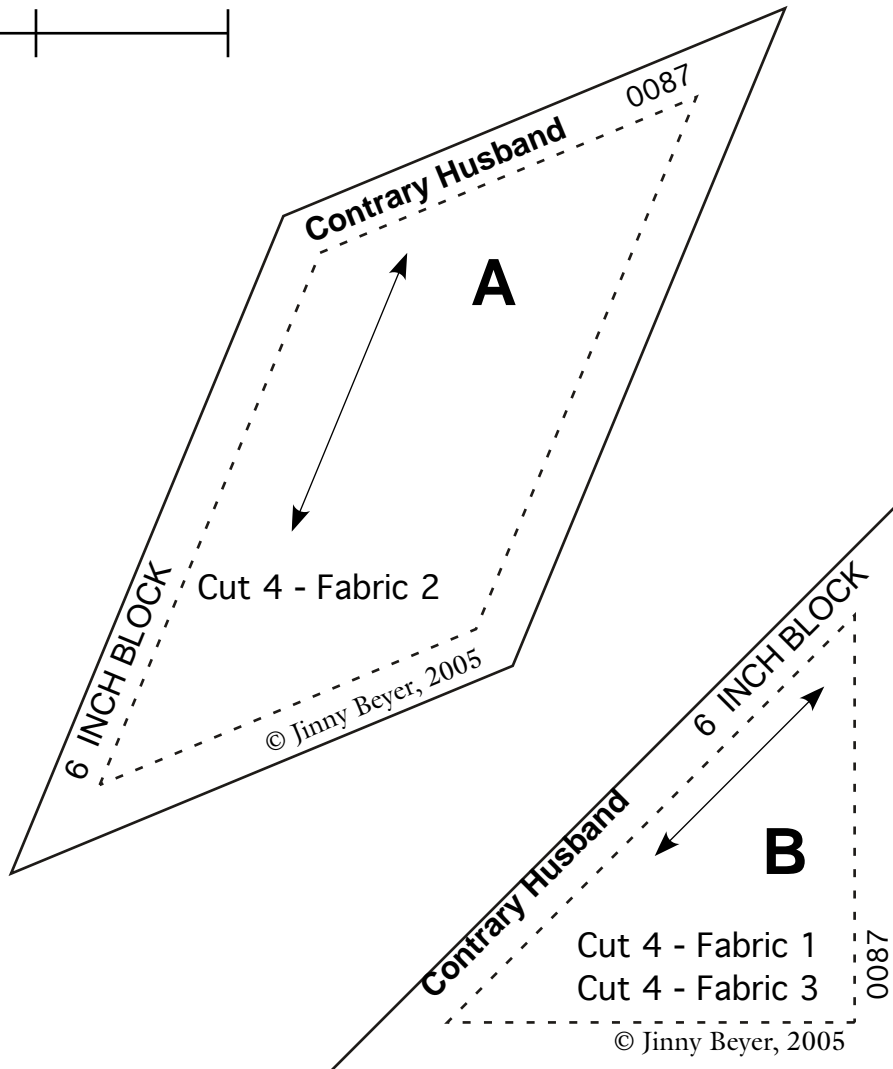
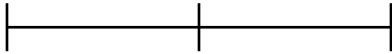
JINNY BEYER STUDIO 776 Walker Rd. GREAT FALLS, VA 22066
703-759-0250 FAX 703-759-0739 TOLL FREE: 866-760-7373 www.jinybeyer.com

©Jinny Beyer, 2005

Contrary Husband

A **BLOCKaWEEK** pattern from jinnybeyer.com

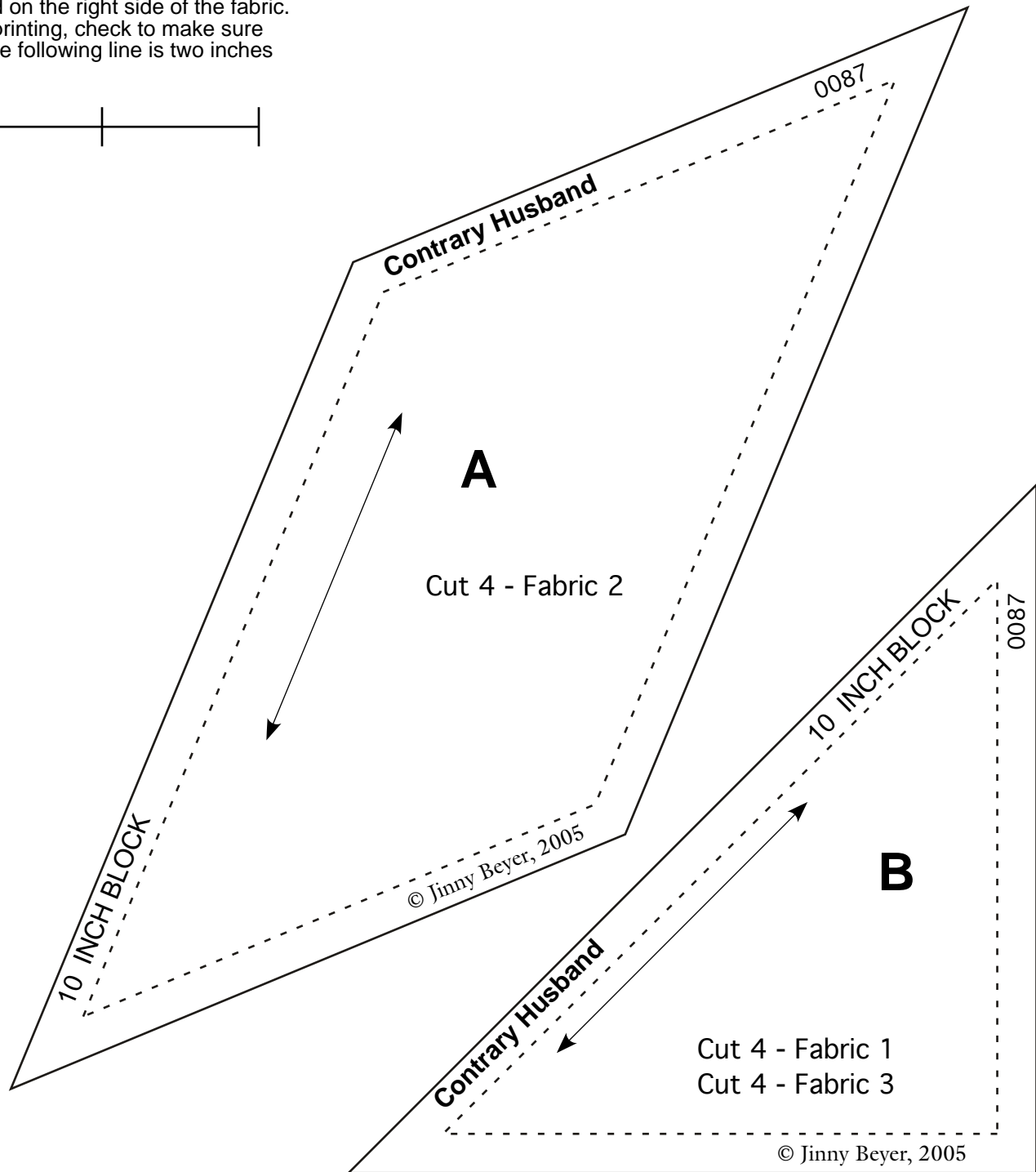
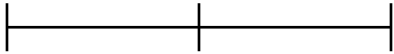
As drawn, templates should be placed on the right side of the fabric.
After printing, check to make sure that the following line is two inches long.



Contrary Husband

A **BLOCKaWEEK** pattern from jinnybeyer.com

As drawn, templates should be placed on the right side of the fabric.
After printing, check to make sure that the following line is two inches long.



Contrary Husband

A **BLOCKaWEEK** pattern from jinnybeyer.com

As drawn, templates should be placed on the right side of the fabric.
After printing, check to make sure that the following line is two inches long.

