

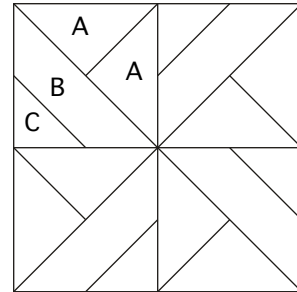
Wheels

A **BLOCKaWEEK** pattern from jinnybeyer.com


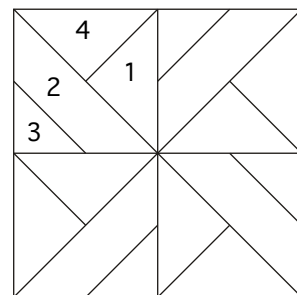


Progressive Farmer, 1976

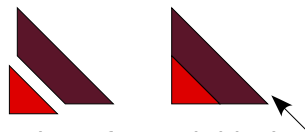
Template Guide




Fabric Placement



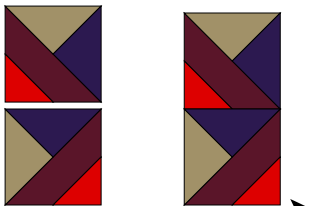
Make 4 for each block



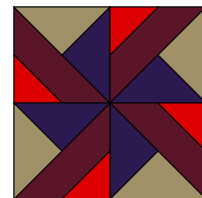
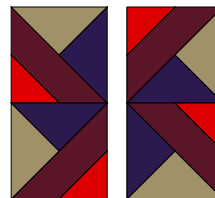
Make 4 for each block



Make 4 for each block



Make 2 for each block



The fabrics used in this block are from the Jinny Beyer Palette Fabric Collection and other Jinny Beyer prints. Exact duplication of the block will depend on the availability of the prints. The design of the pattern shown here is a 10" block. Different fabric placement will occur when making the block in one of the other two sizes.

Block 000091



JINNY BEYER STUDIO

776 Walker Rd. GREAT FALLS, VA 22066

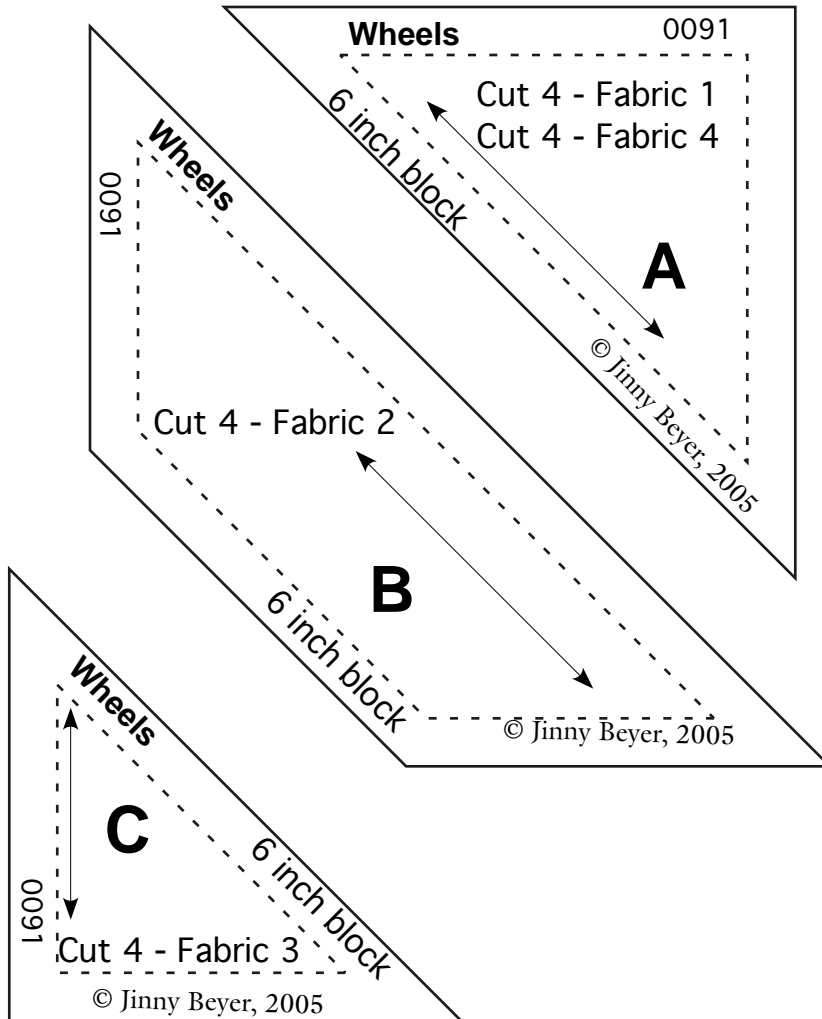
703-759-0250 FAX 703-759-0739 TOLL FREE: 866-760-7373 www.jinnybeyer.com

©Jinny Beyer, 2005

Wheels

A **BLOCKaWEEK** pattern from jinnybeyer.com

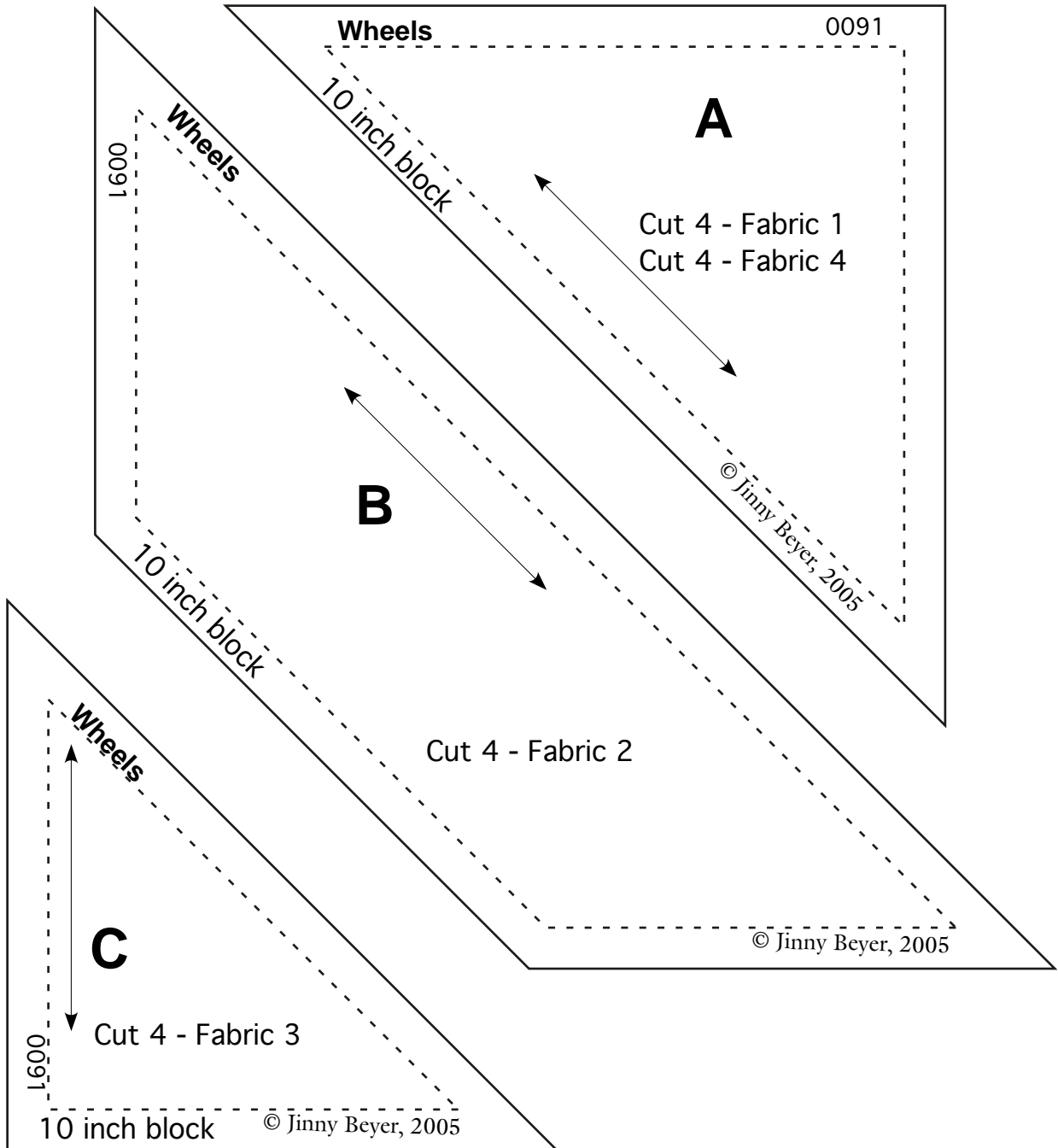
As drawn, templates should be placed on the right side of the fabric.
After printing, check to make sure that the following line is two inches long.



Wheels

A **BLOCKaWEEK** pattern from jinnybeyer.com

As drawn, templates should be placed on the right side of the fabric.
After printing, check to make sure that the following line is two inches long.



Wheels

A **BLOCKaWEEK** pattern from jinnybeyer.com

As drawn, templates should be placed on the right side of the fabric.
After printing, check to make sure that the following line is two inches long.

