

 Lesson 1 ⌚ 1:03
Welcome to Block of the Month


- 1 Block of the Month 2015

 Lesson 2 ⌚ 16:35
Introduction


- 1 Overview
- 2 Jinny's Approach to Color Theory
- 3 Notes on Hand Piecing

 Lesson 3 ⌚ 27:44
January: May Basket


- 1 Cutting Out the Block
- 2 Understanding Fabric Grain
- 3 Working With Templates
- 4 Sewing the Block by Hand
- 5 Knotting the Thread
- 6 Ending Knot
- 7 Matching Points
- 8 Finishing the Block

 Lesson 4 ⌚ 21:13
February: Basket of Fruit & Ash Basket


- 1 Joining Four Points
- 2 Fixing Points That Don't Match
- 3 Quick Half-Square Triangles
- 4 Chain Piecing by Machine
- 5 Ash Basket
- 6 Reverse Templates
- 7 Set-In Seams

 Lesson 5 ⌚ 19:09
March: Cherry Basket


- 1 Understanding the Golden Ratio
- 2 Golden Ratio Examples
- 3 Introducing Appliqué
- 4 Silk Thread Tips
- 5 Joining Six Points by Machine

 Lesson 6 ⌚ 18:48
April: Pine Needle Basket


- 1 Introducing Foundation Piecing
- 2 Trimming the Block

 Lesson 7 ⌚ 16:25
May: White Oak Basket & Birch Basket

- 1 Revisiting the Golden Ratio
- 2 Accomplishing Partial Seams
- 3 Learning Template Appliqué

 Lesson 8 ⌚ 19:49
June: Beech Basket


- 1 Appliqué With Quick-Turn Tools
- 2 Organizing the Pieces Into a Unit
- 3 Embellishing the Block

 Lesson 9 ⌚ 26:45
July: Basket of Lilies


- 1 Joining Four Points
- 2 Set-In Seams
- 3 Combining the Foundations
- 4 Adding the Appliqué

 Lesson 10 ⌚ 19:57
August: Dahlia & Daffodil


- 1 Exploring a More Complex Foundation
- 2 How to Piece Multiple Foundations
- 3 Starting to Sew
- 4 Finishing the Dahlia Block
- 5 Daffodil Block

 Lesson 11 ⌚ 15:23
September: Harlequin & Foxglove


- 1 Using Multiple Foundations in One Block
- 2 Foxglove
- 3 Set-In Seams With Foundations
- 4 Adding Framing Strips
- 5 Removing the Paper

 Lesson 12 ⌚ 12:52
October: Sashing Strips & Cornerstones

- 1 Remembering the Golden Ratio
- 2 Completing the Sashing Strips
- 3 Adding the Cornerstones

 Lesson 13 ⌚ 9:12
November: Setting Triangles

- 1 Cutting the Setting Triangles
- 2 Arranging the Blocks
- 3 Quilt Design Options

 Lesson 14 ⌚ 19:19
December: Finishing

- 1 Discussing Border Proportions
- 2 Sewing the Miters
- 3 Troubleshooting the Miter
- 4 Pressing the Corner
- 5 Finishing the Quilt