

































Stellaris Quilt

Fabric Requirements

	<i>Autumn</i>	<i>Teal</i>	<i>Frost</i>	<i>Holiday</i>	
Fabric 1	 3582-005	 3582-005	 3582-005	 3582-005	Fabric 1 1 ⁷ / ₈ yards
Fabric 2	 3364-006 (P111)	 3582-002	 3582-006	 3583-005	Fabric 2 3 ³ / ₄ yard
Fabric 3	 3583-004	 3582-001	 3583-005	 4795-022 (P65)	Fabric 3 Fat Quarter (18" x 20")
Fabric 4	 3583-001	 3583-002	 3368-005 (P118)	 3583-001	Fabric 4 Fat Quarter (18" x 20")
Fabric 5	 3581-003	 3581-001	 3581-004	 3584-006	Fabric 5 7 ⁷ / ₈ yard
Fabric 6	 3580-003	 3580-001	 3580-004	 3580-005	Fabric 6 2 ¹ / ₄ yards
Fabric 7	 3578-003	 3578-001	 3578-004	 3578-005	Fabric 7 3 ¹ / ₄ yards
Fabric 8	 9617-034	 9617-034	 9617-034	 9617-034	Fabric 8 7 ⁷ / ₈ yard (Binding Only)

Using Your Own Fabric. Stellaris was designed specifically to use the fabric styles shown. If you choose to use your own fabrics, or make substitutions, the fabric requirements will be the same for Fabrics 1-5 and Fabric 8. Jinny does not recommend substitutions for Fabrics 6 and 7 because of the specific design repeats.

Stellaris Quilt

Pattern Notes - Desert & Plum Colorways

The Desert and Plum colorways of Stellaris use border print (Fabric 7) and mini-stripe (Fabric 6) fabrics that are different from the main pattern. The border print fabric has fewer repeats of the wide stripe, affecting the total yardage required and changing some of the cutting instructions. The mini-stripe has a different design than the one featured in the main pattern.

To make the Stellaris quilt, follow the main pattern as a new set of instructions is released each month. In Months 3 and 4, substitute the steps included in these Notes for those in the main pattern.

Fabric Requirements

Desert	Plum	
		Fabric 1 1 ⁷ / ₈ yards
3421-006	3367-001 (P57)	Fabric 2 3/4 yard
2201-001 (P1)	3212-028	Fabric 3 1/4 yard
1847-02	3368-004 (P97)	Fabric 4 1/4 yard
3368-005 (P118)	3365-008 (P128)	Fabric 5 7/8 yard
0295-03	2799-03	Fabric 6 2 ¹ / ₄ yards
3287-02	3287-03	Fabric 7 3 ¹ / ₂ yards
2795-02	2795-03	Fabric 8 7/8 yard (Binding Only)
9617-034	9617-034	



Using Your Own Fabric. Stellaris was designed specifically to use the fabric styles shown. If you choose to use your own fabrics, or make substitutions, the fabric requirements will be the same for Fabrics 1-5 and Fabric 8. Jinny does not recommend substitutions for Fabrics 6 and 7 because of the specific design repeats.